
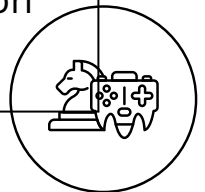





The simple present


S	M	T	W	T	F	S

FORM	STRUCTURE	RULES	EXAMPLES
AFFIRMATIVE	Sujeto + Verbo (en su forma base) S + V + "s" (solo con he/she/it)	En la forma afirmativa, usamos el verbo en su forma base. Para he/she/it , añadimos -s al final del verbo.	- I have breakfast at 7:00. - She works in an office.
NEGATIVE	S + do/does + not + Verbo (en su forma base)	Usamos do not (don't) o does not (doesn't) + el verbo en su forma base. Usamos doesn't solo con he/she/it.	- I don't speak Italian. - He doesn't go to the gym on Sundays.
QUESTIONS	Do/Does + Sujeto + Verbo (en su forma base) + ?	Para hacer preguntas, usamos do o does antes del sujeto. Con he/she/it , usamos does .	- Do you play strategy games? - Does she work on weekends?



Exercises

- <https://www.youtube.com/watch?v=TyOSlpt7jUQ>
- <https://wordwall.net/es/resource/3108664/simple-presente>
- <https://wordwall.net/es/resource/62321925/ingl%c3%a9s/present-simple-choose-the-correct-answer>

- <https://www.ispeakspokespoken.com/wp-content/uploads/ejercicio-present-simple-ingles-ispeakspokespoken.pdf>
-  PDF CON EJERCICIOS Y EXPLICACIONES