paso a paso

RECTAS TANGENTES A CIRCUNFERENCIAS

RECTAS TANGENTES A UNA CIRCUNFERENCIA EN UN PUNTO EXTERIOR 1.2

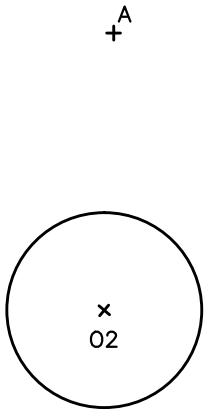

1 DATOS:
circunferencia C2 de centro O2 y radio R2
A punto exterior a la circunferencia.

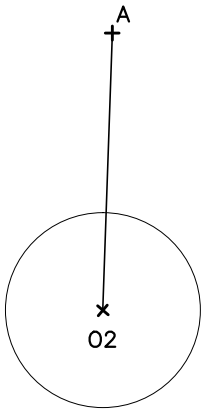

2 trazamos el segmento entre los puntos O2 y A.

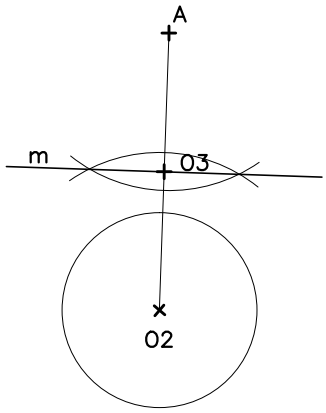

3 trazamos la mediatriz m al segmento O2A y designamos el punto O3.

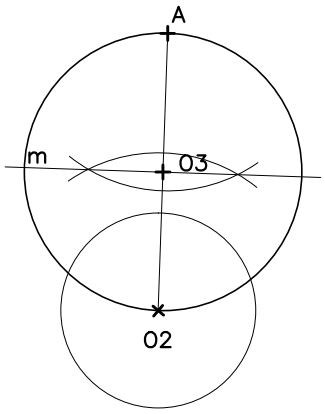

4 con centro en O3 trazamos la la circunf. de radio en A o en O2.

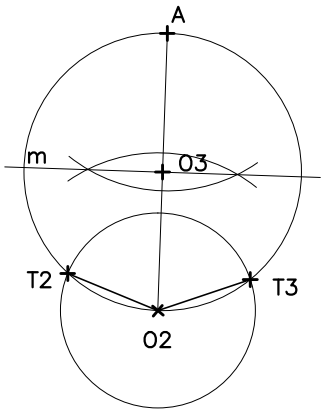

5 trazamos los segmentos de O2 a T2 y de O2 a T3.

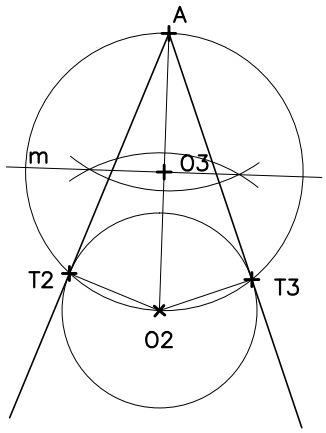

6 trazamos las semirectas con inicio en A que pase por T2 y luego con inicio A que pasen por T3.

TANGENCIAS

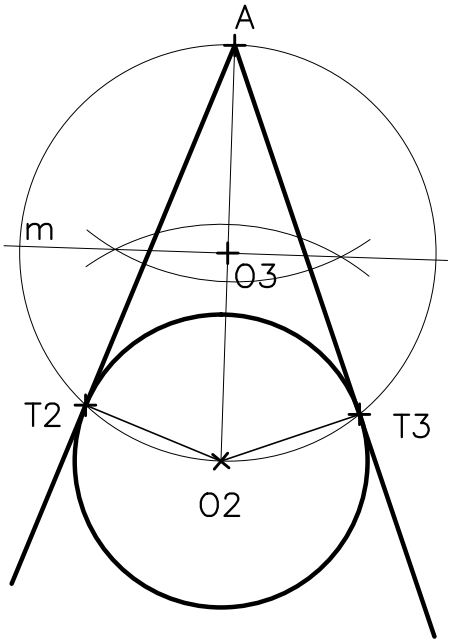

EMPALME O ENLACE

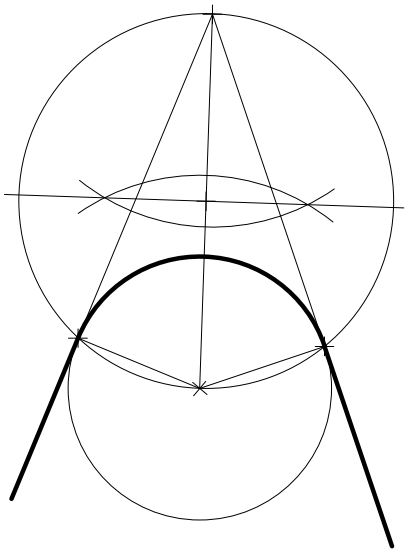

SOLUCIÓN 1

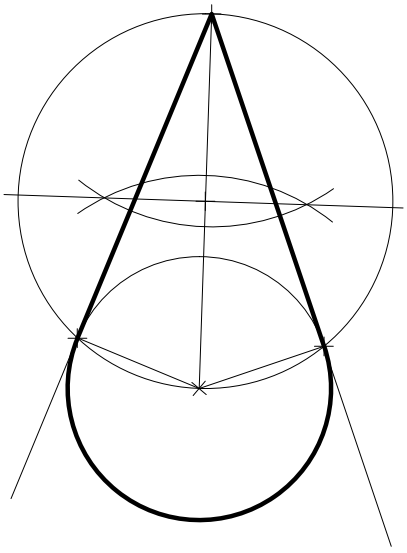

SOLUCIÓN 2