

## GIVING PERSONAL INFORMATION.

### Numbers 1 to 10

1. Watch the video [https://youtu.be/bv51uEl\\_L5s?si=n4eyWRF18lyjdCx2](https://youtu.be/bv51uEl_L5s?si=n4eyWRF18lyjdCx2) and learn the numbers from 1 to 10<sup>1</sup> (hasta el minuto 1.09)

2. Listen and match. Online exercise<sup>2</sup>

<https://agendaweb.org/exercises/vocabulary/numbers/numbers-1-10-audio>

Los números son importantes para dar y recibir información personal, por ejemplo, números telefónicos.



3. Can you guess the meaning of the words and phrases? Use the images as a guide.

- a. Mobile phone:
- b. Work
- c. Work number



mobile number



work number



home number

4. ¿Qué creés que puede significar la pregunta 'What's your phone number?', teniendo en cuenta que la respuesta a esta pregunta es 'My mobile number is 619 408 713 / It's 619 408 713 016. Trata de deducir el significado, sin usar un diccionario.

5. Listening:

**1.17** Listen to the conversation. Choose the correct mobile phone number (a–c).

- a 619 507 713.                      b 619 408 713.                      c 619 401 623.

**1.17** Listen again. Write the work phone number.

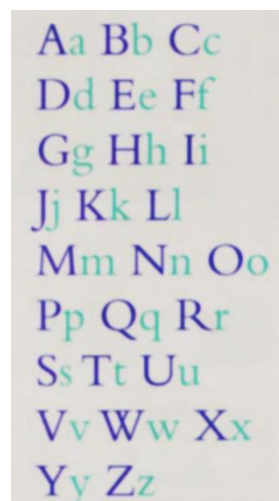
**MY, YOUR**

What's your phone number?  
My mobile number is 619 408 713.  
Note: we say *oh* for 0 – not *zero* – in phone numbers.

**NOTA: el número cero se pronuncia como la letra 'O', cuando hablamos de números de teléfono**

**The alphabet:** 1. ▶ 1. 7 Listen and repeat the letters.



Conocer la pronunciación de las letras es importante para deletrear nombres o apellidos y para poder pronunciar y entender siglas y acrónimos.



<sup>1</sup> Mirá el video y aprendé los números del 1 al 10

<sup>2</sup> Escuchá y uní. Ejercicio online

2. ▶ 1. 9 Listen and match conversations 1 – 3 with photos A – C



1 ..... 2 ..... 3 .....

3. Listen again and complete the information

	First name	Family name / Surname	Room number
1		Taylor	
2			
3			

4. Complete the form with words from the box

First name   email address   nationality   family name   phone

# Riverside Gym

**MEMBERSHIP FORM**

*First name:*   **Stefanie**

---

:

**Young**

---

:

**American**

---

**number:**   **0532 419**

---

:

**stef@yahoo.com**

5. Underline the correct alternative. Then, listen and check.

- 1 A: What 's / *are* your first name?  
B: Stefanie.
- 2 A: How do you *spell* / *say* that?  
B: S-t-e-f-a-n-i-e.
- 3 A: What's your phone number?  
B: It's *ow* / *oh* five three two, four one nine.
- 4 A: What's your email address?  
B: It's stef *at* / *it* yahoo *point* / *dot* com.

## REMEMBER!

### ▶ MEETING PEOPLE

Hello. / Hi.  
How are you?  
Fine, thanks. / I'm OK.  
This is X.  
Nice to meet you.  
Nice to meet you too.

### ▶ PERSONAL INFORMATION

What's your \_\_\_\_\_ ?  
What's your \_\_\_\_\_ name?  
What's your surname?  
What's your \_\_\_\_\_ number?  
What's your job?  
I'm Liam. / My name's Liam.