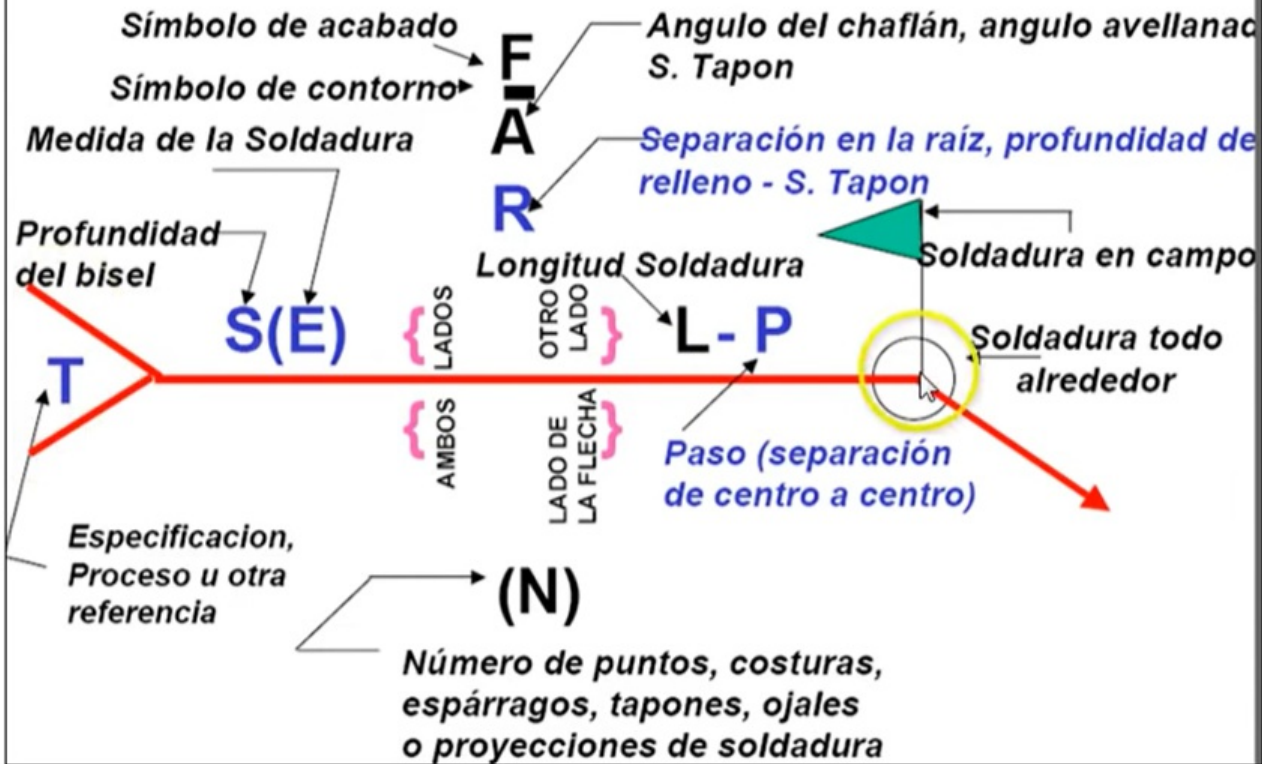



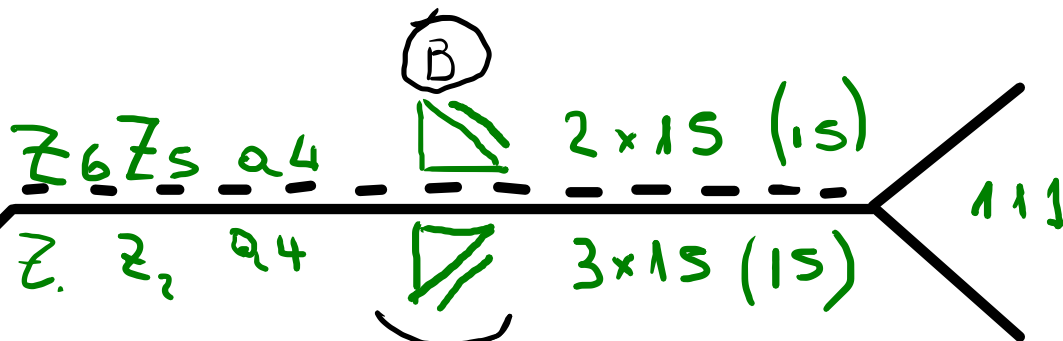
Simbolo de Soldadura



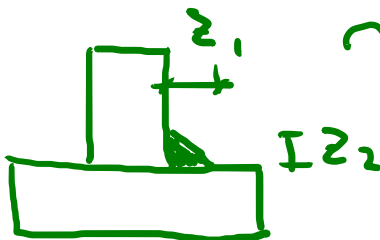
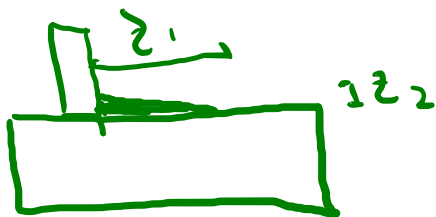
SIMBOLO DE SOLDADURA


GARGANTA

- 111 = ELECTRODO REVESTIDO
- 131 = MIG
- 135 = MAG
- 141 = TIG-CON
- 142 = TIG-SIN



- REPASADO PLANO
- ∪ CONCAVO
- ∩ CONVEXO

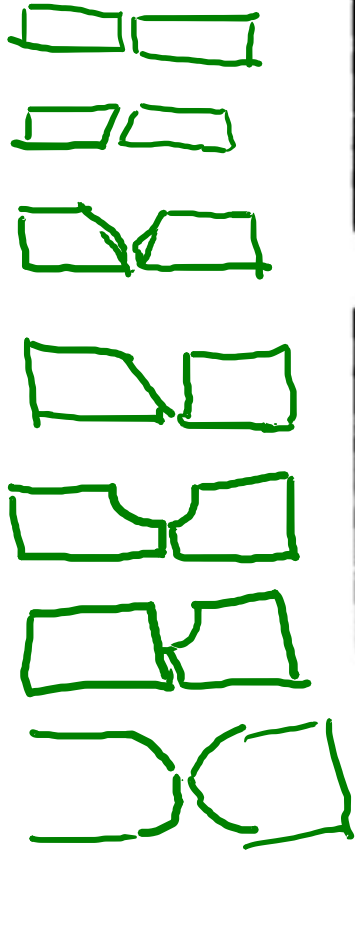





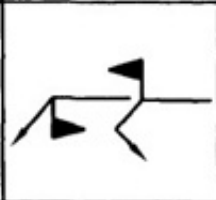




CHAFLAN							
PLANO	INCLINADO	V	BISEL	U	J	V ENSANCHADA	BISEL ENSANCHADO

ANGULO	TAPON U OJAL	ESPARRA- GO	PUNTO O PROYECCION	COSTURA	REVERSO O RESPALDO	RECARGUE	BORDE	
							CANTO	ESQUINA

NOTA: LA LINEA DE REFERENCIA SE MUESTRA A TRAZOS CON FINES ILUSTRATIVOS



SÍMBOLOS SUPLEMENTARIOS :

SOLDAR TODO AL- REDEDOR	SOLDADURA EN CAMPO	REFUERZO DE RAIZ	INSERTO CONSUMIBLE (PLANO)	RESPALDO O SEPARADOR (RECTANGU- LAR)	CONTORNO		
					A PAÑO O PLANO	CONVEXO	CONCAVO
							

T Especificacion Proceso



SMAW

Soldadura por arco Electrico

GMAW

Soldadura MIG/MAG

FCAW

Soldadura Alambre Tubular

GTAW

Soldadura TIG

SAW

Soldadura Arco Sumergido

RSW

Soldadura por Resistencia

LINEA DE REFERENCIA

