

TABLA 1

Tabla de probabilidades de la BINOMIAL

TABLA E.7 Tabla de probabilidades de binomial

Para una combinación dada de n y p , las entradas indican la probabilidad de obtener un valor específico de X . Para localizar la entrada: *cuando* $p \leq 0.50$, lea p a lo largo del primer renglón y tanto n y X en el margen izquierdo; *cuando* $p \geq 0.50$, lea p en el último renglón de la tabla y tanto n y X en el margen derecho.

$n \ X$		p																X		
		0.01	0.02	0.03	0.04	0.05	0.06	0.07	0.08	0.09	0.10	0.11	0.12	0.13	0.14	0.15	0.16		0.17	0.18
2	0	0.9801	0.9604	0.9409	0.9216	0.9025	0.8836	0.8649	0.8464	0.8281	0.8100	0.7921	0.7744	0.7569	0.7396	0.7225	0.7056	0.6889	0.6724	2
	1	0.0198	0.0392	0.0582	0.0768	0.0950	0.1128	0.1302	0.1472	0.1638	0.1800	0.1958	0.2112	0.2262	0.2408	0.2550	0.2688	0.2822	0.2952	1
	2	0.0001	0.0004	0.0009	0.0016	0.0025	0.0036	0.0049	0.0064	0.0081	0.0100	0.0121	0.0144	0.0169	0.0196	0.0225	0.0256	0.0289	0.0324	0
3	0	0.9703	0.9412	0.9127	0.8847	0.8574	0.8306	0.8044	0.7787	0.7536	0.7290	0.7050	0.6815	0.6585	0.6361	0.6141	0.5927	0.5718	0.5514	3
	1	0.0294	0.0576	0.0847	0.1106	0.1354	0.1590	0.1816	0.2031	0.2236	0.2430	0.2614	0.2788	0.2952	0.3106	0.3251	0.3387	0.3513	0.3631	2
	2	0.0003	0.0012	0.0026	0.0046	0.0071	0.0102	0.0137	0.0177	0.0221	0.0270	0.0323	0.0380	0.0441	0.0506	0.0574	0.0645	0.0720	0.0797	1
	3	0.0000	0.0000	0.0000	0.0001	0.0001	0.0002	0.0003	0.0005	0.0007	0.0010	0.0013	0.0017	0.0022	0.0027	0.0034	0.0041	0.0049	0.0058	0
4	0	0.9606	0.9224	0.8853	0.8493	0.8145	0.7807	0.7481	0.7164	0.6857	0.6561	0.6274	0.5997	0.5729	0.5470	0.5220	0.4979	0.4746	0.4521	4
	1	0.0388	0.0753	0.1095	0.1416	0.1715	0.1993	0.2252	0.2492	0.2713	0.2916	0.3102	0.3271	0.3424	0.3562	0.3685	0.3793	0.3888	0.3970	3
	2	0.0006	0.0023	0.0051	0.0088	0.0135	0.0191	0.0254	0.0325	0.0402	0.0486	0.0575	0.0669	0.0767	0.0870	0.0975	0.1084	0.1195	0.1307	2
	3	0.0000	0.0000	0.0001	0.0002	0.0005	0.0008	0.0013	0.0019	0.0027	0.0036	0.0047	0.0061	0.0076	0.0094	0.0115	0.0138	0.0163	0.0191	1
	4	—	—	0.0000	0.0000	0.0000	0.0000	0.0000	0.0000	0.0001	0.0001	0.0001	0.0002	0.0003	0.0004	0.0005	0.0007	0.0008	0.0010	0
5	0	0.9510	0.9039	0.8587	0.8154	0.7738	0.7339	0.6957	0.6591	0.6240	0.5905	0.5584	0.5277	0.4984	0.4704	0.4437	0.4182	0.3939	0.3707	5
	1	0.0480	0.0922	0.1328	0.1699	0.2036	0.2342	0.2618	0.2866	0.3086	0.3280	0.3451	0.3598	0.3724	0.3829	0.3915	0.3983	0.4034	0.4069	4
	2	0.0010	0.0038	0.0082	0.0142	0.0214	0.0299	0.0394	0.0498	0.0610	0.0729	0.0853	0.0981	0.1113	0.1247	0.1382	0.1517	0.1652	0.1786	3
	3	0.0000	0.0001	0.0003	0.0006	0.0011	0.0019	0.0030	0.0043	0.0060	0.0081	0.0105	0.0134	0.0166	0.0203	0.0244	0.0289	0.0338	0.0392	2
	4	—	—	0.0000	0.0000	0.0000	0.0001	0.0001	0.0002	0.0003	0.0004	0.0007	0.0009	0.0012	0.0017	0.0022	0.0028	0.0035	0.0043	1
	5	—	—	—	—	0.0000	0.0000	0.0000	0.0000	0.0000	0.0000	0.0000	0.0000	0.0000	0.0001	0.0001	0.0001	0.0001	0.0002	0
6	0	0.9415	0.8858	0.8330	0.7828	0.7351	0.6899	0.6470	0.6064	0.5679	0.5314	0.4970	0.4644	0.4336	0.4046	0.3771	0.3513	0.3259	0.3040	6
	1	0.0571	0.1085	0.1546	0.1957	0.2321	0.2642	0.2922	0.3164	0.3370	0.3543	0.3685	0.3800	0.3888	0.3952	0.3993	0.4015	0.4018	0.4004	5
	2	0.0014	0.0055	0.0120	0.0204	0.0305	0.0422	0.0550	0.0688	0.0833	0.0984	0.1139	0.1295	0.1452	0.1608	0.1762	0.1912	0.2057	0.2197	4
	3	0.0000	0.0002	0.0005	0.0011	0.0021	0.0036	0.0055	0.0080	0.0110	0.0146	0.0188	0.0236	0.0289	0.0349	0.0415	0.0486	0.0562	0.0643	3
	4	—	0.0000	0.0000	0.0000	0.0001	0.0002	0.0004	0.0005	0.0008	0.0012	0.0017	0.0024	0.0032	0.0043	0.0055	0.0069	0.0086	0.0106	2
	5	—	—	—	—	0.0000	0.0000	0.0000	0.0000	0.0000	0.0001	0.0001	0.0001	0.0002	0.0003	0.0004	0.0005	0.0007	0.0009	1
	6	—	—	—	—	—	—	—	—	0.0000	0.0000	0.0000	0.0000	0.0000	0.0000	0.0000	0.0000	0.0000	0.0000	0
7	0	0.9321	0.8681	0.8080	0.7514	0.6983	0.6485	0.6017	0.5578	0.5168	0.4783	0.4423	0.4087	0.3773	0.3479	0.3206	0.2951	0.2714	0.2493	7
	1	0.0659	0.1240	0.1749	0.2192	0.2573	0.2897	0.3170	0.3396	0.3578	0.3720	0.3827	0.3901	0.3946	0.3965	0.3960	0.3935	0.3891	0.3830	6
	2	0.0020	0.0076	0.0162	0.0274	0.0406	0.0555	0.0716	0.0886	0.1061	0.1240	0.1419	0.1596	0.1769	0.1936	0.2097	0.2248	0.2391	0.2523	5
	3	0.0000	0.0003	0.0008	0.0019	0.0036	0.0059	0.0090	0.0128	0.0175	0.0230	0.0292	0.0363	0.0441	0.0525	0.0617	0.0714	0.0816	0.0923	4
	4	—	0.0000	0.0000	0.0001	0.0002	0.0004	0.0007	0.0011	0.0017	0.0026	0.0036	0.0049	0.0066	0.0086	0.0109	0.0136	0.0167	0.0203	3
	5	—	—	—	0.0000	0.0000	0.0000	0.0000	0.0001	0.0001	0.0002	0.0003	0.0004	0.0006	0.0008	0.0012	0.0016	0.0021	0.0027	2
	6	—	—	—	—	—	—	—	0.0000	0.0000	0.0000	0.0000	0.0000	0.0000	0.0000	0.0001	0.0001	0.0001	0.0002	1
	7	—	—	—	—	—	—	—	—	—	—	—	—	—	—	0.0000	0.0000	0.0000	0.0000	0
8	0	0.9227	0.8508	0.7837	0.7214	0.6634	0.6096	0.5596	0.5132	0.4703	0.4305	0.3937	0.3596	0.3282	0.2992	0.2725	0.2479	0.2252	0.2044	8
	1	0.0746	0.1389	0.1939	0.2405	0.2793	0.3113	0.3370	0.3570	0.3721	0.3826	0.3892	0.3923	0.3927	0.3897	0.3847	0.3777	0.3691	0.3590	7
	2	0.0026	0.0099	0.0210	0.0351	0.0515	0.0695	0.0888	0.1087	0.1288	0.1488	0.1684	0.1872	0.2052	0.2220	0.2376	0.2518	0.2646	0.2758	6
	3	0.0001	0.0004	0.0013	0.0029	0.0054	0.0089	0.0134	0.0189	0.0255	0.0331	0.0416	0.0511	0.0613	0.0723	0.0839	0.0959	0.1084	0.1211	5
	4	0.0000	0.0000	0.0001	0.0002	0.0004	0.0007	0.0013	0.0021	0.0031	0.0046	0.0064	0.0087	0.0115	0.0147	0.0185	0.0228	0.0277	0.0332	4
	5	—	—	0.0000	0.0000	0.0000	0.0000	0.0001	0.0001	0.0002	0.0004	0.0006	0.0009	0.0014	0.0019	0.0026	0.0035	0.0045	0.0058	3
	6	—	—	—	—	—	—	0.0000	0.0000	0.0000	0.0000	0.0000	0.0001	0.0001	0.0002	0.0002	0.0003	0.0005	0.0006	2
	7	—	—	—	—	—	—	—	—	—	—	—	0.0000	0.0000	0.0000	0.0000	0.0000	0.0000	0.0000	1
	8	—	—	—	—	—	—	—	—	—	—	—	—	—	—	—	—	—	—	0
9	0	0.9135	0.8337	0.7602	0.6925	0.6302	0.5730	0.5204	0.4722	0.4279	0.3874	0.3504	0.3165	0.2855	0.2573	0.2316	0.2082	0.1869	0.1676	9
	1	0.0830	0.1531	0.2116	0.2597	0.2985	0.3292	0.3525	0.3695	0.3809	0.3874	0.3897	0.3884	0.3840	0.3770	0.3679	0.3569	0.3446	0.3312	8
	2	0.0034	0.0125	0.0262	0.0433	0.0629	0.0840	0.1061	0.1285	0.1507	0.1722	0.1927	0.2119	0.2295	0.2455	0.2597	0.2720	0.2823	0.2908	7
	3	0.0001	0.0006	0.0019	0.0042	0.0077	0.0125	0.0186	0.0261	0.0348	0.0446	0.0556	0.0674	0.0800	0.0933	0.1069	0.1209	0.1349	0.1489	6
	4	0.0000	0.0000	0.0001	0.0003	0.0006	0.0012	0.0021	0.0034	0.0052	0.0074	0.0103	0.0138	0.0179	0.0228	0.0283	0.0345	0.0415	0.0490	5
	5	—	—	0.0000	0.0000	0.0000	0.0001	0.0002	0.0003	0.0005	0.0008	0.0013	0.0019	0.0027	0.0037	0.0050	0.0066	0.0085	0.0108	4
	6	—	—	—	—	0.0000	0.0000	0.0000	0.0000	0.0001	0.0001	0.0002	0.0003	0.0004	0.0006	0.0008	0.0012	0.0016	0.0021	3
	7	—	—	—	—	—	—	—	—	0.0000	0.0000	0.0000	0.0000	0.0000	0.0000	0.0001	0.0001	0.0001	0.0002	2
	8	—	—	—	—	—	—	—	—	—	—	—	—	—	—	0.0000	0.0000	0.0000	0.0000	1
	9	—	—	—	—	—	—	—	—	—	—	—	—	—	—	—	—	—	—	0
10	0	0.9044	0.8171	0.7374	0.6648	0.5987	0.5386	0.4840	0.4344	0.3894	0.3487	0.3118	0.2785	0.2484	0.2213	0.1969	0.1749	0.1552	0.1374	10
	1	0.0914	0.1667	0.2281	0.2770	0.3151	0.3438	0.3643	0.3777	0.3851	0.3874	0.3854	0.3798	0.3712	0.3603	0.3474	0.3331	0.3178	0.3017	9
	2	0.0042	0.0153	0.0317	0.0519	0.0746	0.0988	0.1234	0.1478	0.1714	0.1937	0.2143	0.2330	0.2496	0.2639	0.2759	0.2856	0.2929	0.2980	8
	3	0.0001	0.0008	0.0026	0.0058	0.0105	0.0168	0.02												

TABLA 1 (Continuación)

Tabla de probabilidades de la BINOMIAL

n	X	P																n	P			
		0.19	0.20	0.21	0.22	0.23	0.24	0.25	0.26	0.27	0.28	0.29	0.30	0.31	0.32	0.33	0.34			0.35	0.36	
2	0	0.6561	0.6400	0.6241	0.6084	0.5929	0.5775	0.5625	0.5476	0.5329	0.5184	0.5041	0.4900	0.4761	0.4624	0.4489	0.4356	0.4225	0.4096	2	0.2	
	1	0.3078	0.3200	0.3318	0.3432	0.3542	0.3648	0.3750	0.3848	0.3942	0.4032	0.4118	0.4200	0.4278	0.4352	0.4422	0.4488	0.4550	0.4608	1	0.8	
	2	0.0361	0.0400	0.0441	0.0484	0.0529	0.0576	0.0625	0.0676	0.0729	0.0784	0.0841	0.0900	0.0961	0.1024	0.1089	0.1156	0.1225	0.1296	0	0.2	
3	0	0.5314	0.5120	0.4930	0.4746	0.4565	0.4390	0.4219	0.4052	0.3890	0.3732	0.3579	0.3430	0.3285	0.3144	0.3008	0.2875	0.2746	0.2621	3	0.2	
	1	0.3740	0.3840	0.3932	0.4015	0.4091	0.4159	0.4219	0.4271	0.4316	0.4355	0.4386	0.4410	0.4428	0.4439	0.4444	0.4443	0.4436	0.4424	2	0.8	
	2	0.0877	0.0960	0.1045	0.1133	0.1222	0.1313	0.1406	0.1501	0.1597	0.1693	0.1791	0.1890	0.1989	0.2089	0.2189	0.2289	0.2389	0.2488	1	0.8	
	3	0.0069	0.0080	0.0093	0.0106	0.0122	0.0138	0.0156	0.0176	0.0197	0.0220	0.0244	0.0270	0.0298	0.0328	0.0359	0.0393	0.0429	0.0467	0	0.2	
4	0	0.4305	0.4096	0.3895	0.3702	0.3515	0.3336	0.3164	0.2999	0.2840	0.2687	0.2541	0.2401	0.2267	0.2138	0.2015	0.1897	0.1785	0.1678	4	0.2	
	1	0.4039	0.4096	0.4142	0.4176	0.4200	0.4214	0.4219	0.4214	0.4201	0.4180	0.4152	0.4116	0.4074	0.4025	0.3970	0.3910	0.3845	0.3775	3	0.8	
	2	0.1421	0.1536	0.1651	0.1767	0.1882	0.1996	0.2109	0.2221	0.2331	0.2439	0.2544	0.2646	0.2745	0.2841	0.2933	0.3021	0.3105	0.3185	2	0.8	
	3	0.0222	0.0256	0.0293	0.0332	0.0375	0.0420	0.0469	0.0520	0.0575	0.0632	0.0693	0.0756	0.0822	0.0891	0.0963	0.1038	0.1115	0.1194	1	0.2	
	4	0.0013	0.0016	0.0019	0.0023	0.0028	0.0033	0.0039	0.0046	0.0053	0.0061	0.0071	0.0081	0.0092	0.0105	0.0119	0.0134	0.0150	0.0168	0	0.2	
5	0	0.3487	0.3277	0.3077	0.2887	0.2707	0.2536	0.2373	0.2219	0.2073	0.1935	0.1804	0.1681	0.1564	0.1454	0.1350	0.1252	0.1160	0.1074	5	0.2	
	1	0.4089	0.4096	0.4090	0.4072	0.4043	0.4003	0.3955	0.3898	0.3834	0.3762	0.3685	0.3601	0.3513	0.3421	0.3325	0.3226	0.3124	0.3020	4	0.8	
	2	0.1919	0.2048	0.2174	0.2291	0.2415	0.2529	0.2637	0.2739	0.2836	0.2926	0.3010	0.3087	0.3157	0.3220	0.3275	0.3323	0.3364	0.3397	3	0.8	
	3	0.0450	0.0512	0.0578	0.0648	0.0721	0.0798	0.0879	0.0962	0.1049	0.1138	0.1229	0.1323	0.1418	0.1515	0.1613	0.1712	0.1811	0.1911	2	0.2	
	4	0.0053	0.0064	0.0077	0.0091	0.0108	0.0126	0.0146	0.0169	0.0194	0.0221	0.0251	0.0283	0.0319	0.0357	0.0397	0.0441	0.0488	0.0537	1	0.2	
	5	0.0002	0.0003	0.0004	0.0005	0.0006	0.0006	0.0006	0.0006	0.0006	0.0006	0.0006	0.0006	0.0006	0.0006	0.0006	0.0006	0.0006	0.0006	0	0.2	
6	0	0.2824	0.2521	0.2431	0.2252	0.2084	0.1927	0.1780	0.1642	0.1513	0.1393	0.1281	0.1176	0.1079	0.0989	0.0905	0.0827	0.0754	0.0687	6	0.2	
	1	0.3975	0.3932	0.3877	0.3811	0.3735	0.3651	0.3560	0.3462	0.3358	0.3251	0.3139	0.3025	0.2909	0.2792	0.2673	0.2555	0.2437	0.2319	5	0.8	
	2	0.2331	0.2458	0.2577	0.2687	0.2789	0.2882	0.2966	0.3041	0.3105	0.3160	0.3206	0.3241	0.3267	0.3284	0.3292	0.3290	0.3280	0.3261	4	0.8	
	3	0.0729	0.0819	0.0913	0.1011	0.1111	0.1214	0.1318	0.1424	0.1531	0.1639	0.1746	0.1852	0.1957	0.2061	0.2162	0.2260	0.2355	0.2446	3	0.2	
	4	0.0128	0.0154	0.0182	0.0214	0.0249	0.0287	0.0330	0.0375	0.0425	0.0478	0.0535	0.0595	0.0660	0.0727	0.0799	0.0873	0.0951	0.1032	2	0.2	
	5	0.0012	0.0015	0.0019	0.0024	0.0030	0.0036	0.0044	0.0053	0.0063	0.0074	0.0087	0.0102	0.0119	0.0137	0.0157	0.0180	0.0205	0.0232	1	0.2	
	6	0.0000	0.0001	0.0001	0.0001	0.0001	0.0002	0.0002	0.0003	0.0004	0.0005	0.0006	0.0007	0.0009	0.0011	0.0013	0.0015	0.0018	0.0022	0	0.2	
7	0	0.2288	0.2097	0.1920	0.1757	0.1605	0.1465	0.1335	0.1215	0.1105	0.1003	0.0910	0.0824	0.0745	0.0672	0.0606	0.0546	0.0490	0.0440	7	0.2	
	1	0.3756	0.3670	0.3573	0.3468	0.3356	0.3237	0.3115	0.2989	0.2860	0.2731	0.2600	0.2471	0.2342	0.2215	0.2090	0.1967	0.1848	0.1732	6	0.8	
	2	0.2643	0.2753	0.2850	0.2935	0.3007	0.3067	0.3115	0.3150	0.3174	0.3186	0.3186	0.3177	0.3156	0.3127	0.3088	0.3040	0.2985	0.2922	5	0.8	
	3	0.1033	0.1147	0.1263	0.1379	0.1497	0.1614	0.1730	0.1845	0.1956	0.2065	0.2169	0.2269	0.2363	0.2452	0.2535	0.2610	0.2679	0.2740	4	0.2	
	4	0.0242	0.0287	0.0336	0.0389	0.0447	0.0510	0.0577	0.0648	0.0724	0.0803	0.0886	0.0972	0.1062	0.1154	0.1248	0.1345	0.1442	0.1541	3	0.2	
	5	0.0034	0.0043	0.0054	0.0066	0.0080	0.0097	0.0115	0.0137	0.0161	0.0187	0.0217	0.0250	0.0286	0.0326	0.0369	0.0416	0.0466	0.0520	2	0.2	
	6	0.0003	0.0004	0.0005	0.0006	0.0008	0.0010	0.0013	0.0016	0.0020	0.0024	0.0030	0.0036	0.0043	0.0051	0.0061	0.0071	0.0084	0.0098	1	0.2	
	7	0.0000	0.0000	0.0000	0.0000	0.0000	0.0000	0.0001	0.0001	0.0001	0.0001	0.0001	0.0002	0.0002	0.0003	0.0003	0.0004	0.0005	0.0006	0.0008	0	0.2
8	0	0.1853	0.1678	0.1517	0.1370	0.1236	0.1113	0.1001	0.0899	0.0806	0.0722	0.0646	0.0576	0.0514	0.0457	0.0406	0.0360	0.0319	0.0281	8	0.2	
	1	0.3477	0.3355	0.3226	0.3092	0.2953	0.2812	0.2670	0.2527	0.2386	0.2247	0.2110	0.1977	0.1847	0.1721	0.1600	0.1484	0.1373	0.1267	7	0.8	
	2	0.2855	0.2936	0.3002	0.3052	0.3087	0.3108	0.3115	0.3108	0.3089	0.3058	0.3017	0.2965	0.2904	0.2835	0.2758	0.2675	0.2587	0.2494	6	0.8	
	3	0.1339	0.1468	0.1596	0.1722	0.1844	0.1963	0.2076	0.2184	0.2285	0.2379	0.2464	0.2541	0.2609	0.2668	0.2717	0.2756	0.2786	0.2805	5	0.2	
	4	0.0393	0.0459	0.0530	0.0607	0.0689	0.0775	0.0865	0.0959	0.1056	0.1156	0.1258	0.1361	0.1465	0.1569	0.1673	0.1775	0.1875	0.1973	4	0.2	
	5	0.0074	0.0092	0.0113	0.0137	0.0165	0.0196	0.0231	0.0270	0.0313	0.0360	0.0411	0.0467	0.0527	0.0591	0.0659	0.0732	0.0808	0.0888	3	0.2	
	6	0.0009	0.0011	0.0015	0.0019	0.0025	0.0031	0.0038	0.0047	0.0058	0.0070	0.0084	0.0100	0.0118	0.0139	0.0162	0.0188	0.0217	0.0250	2	0.2	
	7	0.0001	0.0001	0.0001	0.0002	0.0002	0.0003	0.0004	0.0005	0.0006	0.0008	0.0010	0.0012	0.0015	0.0019	0.0023	0.0028	0.0033	0.0040	1	0.2	
	8	0.0000	0.0000	0.0000	0.0000	0.0000	0.0000	0.0000	0.0000	0.0000	0.0000	0.0001	0.0001	0.0001	0.0001	0.0001	0.0002	0.0002	0.0003	0.0003	0	0.2
9	0	0.1501	0.1342	0.1199	0.1069	0.0952	0.0846	0.0751	0.0665	0.0589	0.0520	0.0458	0.0404	0.0355	0.0311	0.0272	0.0238	0.0207	0.0180	9	0.2	
	1	0.3169	0.3020	0.2867	0.2713	0.2558	0.2404	0.2253	0.2104	0.1960	0.1820	0.1685	0.1556	0.1433	0.1317	0.1206	0.1102	0.1004	0.0912	8	0.8	
	2	0.2973	0.3020	0.3049	0.3061	0.3056	0.3037	0.3003	0.2957	0.2899	0.2831	0.2754	0.2668	0.2576	0.2478	0.2376	0.2270	0.2162	0.2052	7	0.8	
	3	0.1627	0.1762	0.1891	0.2014	0.2130	0.2238	0.2336	0.2424	0.2502	0.2569	0.2624	0.2668	0.2701	0.2721	0.2731	0.2729	0.2716	0.2693	6	0.2	
	4	0.0573	0.0661	0.0754	0.0852	0.0954	0.1060	0.1168	0.1278	0.1388	0.1499	0.1608	0.1715	0.1820	0.1921	0.2017	0.2109	0.2194	0.2272	5	0.2	
	5	0.0134	0.0165	0.0200	0.0240	0.0285	0.0335	0.0389														

TABLA 1 (Continuación)

Tabla de probabilidades de la BINOMIAL

n	X	p													X	n
		0.37	0.38	0.39	0.40	0.41	0.42	0.43	0.44	0.45	0.46	0.47	0.48	0.49		
2	0	0.3969	0.3844	0.3721	0.3600	0.3481	0.3364	0.3249	0.3136	0.3025	0.2916	0.2809	0.2704	0.2601	0.2500	2
	1	0.4662	0.4712	0.4758	0.4800	0.4838	0.4872	0.4902	0.4928	0.4950	0.4968	0.4982	0.4992	0.4998	0.5000	1
	2	0.1369	0.1444	0.1521	0.1600	0.1681	0.1764	0.1849	0.1936	0.2025	0.2116	0.2209	0.2304	0.2401	0.2500	0 2
3	0	0.2500	0.2383	0.2270	0.2160	0.2054	0.1951	0.1852	0.1756	0.1664	0.1575	0.1489	0.1406	0.1327	0.1250	3
	1	0.4406	0.4382	0.4354	0.4320	0.4282	0.4239	0.4191	0.4140	0.4084	0.4024	0.3961	0.3894	0.3823	0.3750	2
	2	0.2587	0.2686	0.2783	0.2880	0.2975	0.3069	0.3162	0.3252	0.3341	0.3428	0.3512	0.3594	0.3674	0.3750	1
	3	0.0507	0.0549	0.0593	0.0640	0.0689	0.0741	0.0795	0.0852	0.0911	0.0973	0.1038	0.1106	0.1175	0.1250	0 3
4	0	0.1575	0.1478	0.1385	0.1296	0.1212	0.1132	0.1056	0.0983	0.0915	0.0850	0.0789	0.0731	0.0677	0.0625	4
	1	0.3701	0.3623	0.3541	0.3456	0.3368	0.3278	0.3185	0.3091	0.2995	0.2897	0.2799	0.2700	0.2600	0.2500	3
	2	0.3260	0.3330	0.3396	0.3456	0.3511	0.3560	0.3604	0.3643	0.3675	0.3702	0.3723	0.3738	0.3747	0.3750	2
	3	0.1276	0.1361	0.1447	0.1536	0.1627	0.1719	0.1813	0.1908	0.2005	0.2102	0.2201	0.2300	0.2400	0.2500	1
	4	0.0187	0.0209	0.0231	0.0256	0.0283	0.0311	0.0342	0.0375	0.0410	0.0448	0.0488	0.0531	0.0576	0.0625	0 4
5	0	0.0992	0.0916	0.0845	0.0778	0.0715	0.0656	0.0602	0.0551	0.0503	0.0459	0.0418	0.0380	0.0345	0.0312	5
	1	0.2914	0.2808	0.2700	0.2592	0.2484	0.2376	0.2270	0.2164	0.2059	0.1956	0.1854	0.1755	0.1657	0.1562	4
	2	0.3423	0.3441	0.3452	0.3456	0.3452	0.3442	0.3424	0.3400	0.3369	0.3332	0.3289	0.3240	0.3185	0.3125	3
	3	0.2010	0.2109	0.2207	0.2304	0.2399	0.2492	0.2583	0.2671	0.2757	0.2838	0.2916	0.2990	0.3060	0.3125	2
	4	0.0590	0.0646	0.0706	0.0768	0.0834	0.0902	0.0974	0.1049	0.1128	0.1209	0.1293	0.1380	0.1470	0.1562	1
	5	0.0069	0.0079	0.0090	0.0102	0.0116	0.0131	0.0147	0.0165	0.0185	0.0206	0.0229	0.0255	0.0282	0.0312	0 5
6	0	0.0625	0.0568	0.0515	0.0467	0.0422	0.0381	0.0343	0.0308	0.0277	0.0248	0.0222	0.0198	0.0175	0.0156	6
	1	0.2203	0.2089	0.1976	0.1866	0.1759	0.1654	0.1552	0.1454	0.1359	0.1267	0.1179	0.1095	0.1014	0.0937	5
	2	0.3235	0.3201	0.3159	0.3110	0.3055	0.2994	0.2928	0.2856	0.2780	0.2699	0.2615	0.2527	0.2436	0.2344	4
	3	0.2533	0.2616	0.2693	0.2765	0.2831	0.2891	0.2945	0.2992	0.3032	0.3065	0.3091	0.3110	0.3121	0.3125	3
	4	0.1116	0.1202	0.1291	0.1382	0.1475	0.1570	0.1666	0.1763	0.1861	0.1958	0.2056	0.2153	0.2249	0.2344	2
	5	0.0262	0.0295	0.0330	0.0369	0.0410	0.0455	0.0503	0.0554	0.0609	0.0667	0.0729	0.0795	0.0864	0.0937	1
	6	0.0026	0.0030	0.0035	0.0041	0.0048	0.0055	0.0063	0.0073	0.0083	0.0095	0.0108	0.0122	0.0138	0.0156	0 6
7	0	0.0394	0.0352	0.0314	0.0280	0.0249	0.0221	0.0195	0.0173	0.0152	0.0134	0.0117	0.0103	0.0090	0.0078	7
	1	0.1619	0.1511	0.1407	0.1306	0.1211	0.1119	0.1032	0.0950	0.0872	0.0798	0.0729	0.0664	0.0604	0.0547	6
	2	0.2853	0.2778	0.2698	0.2613	0.2524	0.2431	0.2336	0.2239	0.2140	0.2040	0.1940	0.1840	0.1740	0.1641	5
	3	0.2793	0.2838	0.2875	0.2903	0.2923	0.2934	0.2937	0.2932	0.2918	0.2897	0.2867	0.2830	0.2786	0.2734	4
	4	0.1640	0.1739	0.1838	0.1935	0.2031	0.2125	0.2216	0.2304	0.2388	0.2468	0.2543	0.2612	0.2676	0.2734	3
	5	0.0578	0.0640	0.0705	0.0774	0.0847	0.0923	0.1003	0.1086	0.1172	0.1261	0.1353	0.1447	0.1543	0.1641	2
	6	0.0113	0.0131	0.0150	0.0172	0.0196	0.0223	0.0252	0.0284	0.0320	0.0358	0.0400	0.0445	0.0494	0.0547	1
	7	0.0009	0.0011	0.0014	0.0016	0.0019	0.0023	0.0027	0.0032	0.0037	0.0044	0.0051	0.0059	0.0068	0.0078	0 7
8	0	0.0248	0.0218	0.0192	0.0168	0.0147	0.0128	0.0111	0.0097	0.0084	0.0072	0.0062	0.0053	0.0046	0.0039	8
	1	0.1166	0.1071	0.0981	0.0896	0.0816	0.0742	0.0672	0.0608	0.0548	0.0493	0.0442	0.0395	0.0352	0.0312	7
	2	0.2397	0.2297	0.2194	0.2090	0.1985	0.1880	0.1776	0.1672	0.1569	0.1469	0.1371	0.1275	0.1183	0.1094	6
	3	0.2815	0.2815	0.2806	0.2787	0.2759	0.2723	0.2679	0.2627	0.2568	0.2503	0.2431	0.2355	0.2273	0.2187	5
	4	0.2067	0.2157	0.2242	0.2322	0.2397	0.2465	0.2526	0.2580	0.2627	0.2665	0.2695	0.2717	0.2730	0.2734	4
	5	0.0971	0.1058	0.1147	0.1239	0.1332	0.1428	0.1525	0.1622	0.1719	0.1816	0.1912	0.2006	0.2098	0.2187	3
	6	0.0285	0.0324	0.0367	0.0413	0.0463	0.0517	0.0575	0.0637	0.0703	0.0774	0.0848	0.0926	0.1008	0.1094	2
	7	0.0048	0.0057	0.0067	0.0079	0.0092	0.0107	0.0124	0.0143	0.0164	0.0188	0.0215	0.0244	0.0277	0.0312	1
	8	0.0004	0.0004	0.0005	0.0007	0.0008	0.0010	0.0012	0.0014	0.0017	0.0020	0.0024	0.0028	0.0033	0.0039	0 8
9	0	0.0156	0.0135	0.0117	0.0101	0.0087	0.0074	0.0064	0.0054	0.0046	0.0039	0.0033	0.0028	0.0023	0.0020	9
	1	0.0826	0.0747	0.0673	0.0605	0.0542	0.0484	0.0431	0.0383	0.0339	0.0299	0.0263	0.0231	0.0202	0.0176	8
	2	0.1941	0.1831	0.1721	0.1612	0.1506	0.1402	0.1301	0.1204	0.1110	0.1020	0.0934	0.0853	0.0776	0.0703	7
	3	0.2660	0.2618	0.2567	0.2508	0.2442	0.2369	0.2291	0.2207	0.2119	0.2027	0.1933	0.1837	0.1739	0.1641	6
	4	0.2344	0.2407	0.2462	0.2508	0.2545	0.2573	0.2592	0.2601	0.2600	0.2590	0.2571	0.2543	0.2506	0.2461	5
	5	0.1376	0.1475	0.1574	0.1672	0.1769	0.1863	0.1955	0.2044	0.2128	0.2207	0.2280	0.2347	0.2408	0.2461	4
	6	0.0539	0.0603	0.0671	0.0743	0.0819	0.0900	0.0983	0.1070	0.1160	0.1253	0.1348	0.1445	0.1542	0.1641	3
	7	0.0136	0.0158	0.0184	0.0212	0.0244	0.0279	0.0318	0.0360	0.0407	0.0458	0.0512	0.0571	0.0635	0.0703	2
	8	0.0020	0.0024	0.0029	0.0035	0.0042	0.0051	0.0060	0.0071	0.0083	0.0097	0.0114	0.0132	0.0153	0.0176	1
	9	0.0001	0.0002	0.0002	0.0003	0.0003	0.0004	0.0005	0.0006	0.0008	0.0009	0.0011	0.0014	0.0016	0.0020	0 9
10	0	0.0098	0.0084	0.0071	0.0060	0.0051	0.0043	0.0036	0.0030	0.0025	0.0021	0.0017	0.0014	0.0012	0.0010	10
	1	0.0578	0.0514	0.0456	0.0403	0.0355	0.0312	0.0273	0.0238	0.0207	0.0180	0.0155	0.0133	0.0114	0.0098	9
	2	0.1529	0.1419	0.1312	0.1209	0.1111	0.1017	0.0927	0.0843	0.0763	0.0688	0.0619	0.0554	0.0494	0.0439	8
	3	0.2394	0.2319	0.2237	0.2150	0.2058	0.1963	0.1865	0.1765	0.1665	0.1564	0.1464	0.1364	0.1267	0.1172	7
	4	0.2461	0.2487	0.2503	0.2508	0.2503	0.2488	0.2462	0.2427	0.2384	0.2331	0.2271	0.2204	0.2130	0.2061	6
	5	0.1734	0.1829	0.1920	0.2007	0.2087	0.2162	0.2229	0.2289	0.2340	0.2383	0.2417	0.2441	0.2456	0.2461	5
	6	0.0849	0.0934	0.1023	0.1115	0.1209	0.1304	0.1401	0.1499	0.1596	0.1692	0.1786	0.1878	0.1966	0.2051	4
	7	0.0285	0.0327	0.0374	0.0425	0.0480	0.0540	0.0604	0.0673	0.0746	0.0824	0.0906	0.0991	0.1080	0.1172	3
	8	0.0063	0.0075	0.0090	0.0106	0.0125	0.0147	0.0171	0.0198	0.0229	0.0263	0.0301	0.0343	0.0389	0.0439	2
	9	0.0008	0.0010	0.0013	0.0016	0.0019	0.0024	0.0029	0.0035	0.0042	0.0050	0.0059	0.0070	0.0083	0.0098	1
	10	0.0000	0.0001	0.0001	0.0001	0.0001	0.0002	0.0002	0.0003	0.0003	0.0004	0.0005	0.000			

TABLA 1 (Continuación)

Tabla de probabilidades de la BINOMIAL

TAI

n	X	p																X	n	
		0.01	0.02	0.03	0.04	0.05	0.06	0.07	0.08	0.09	0.10	0.11	0.12	0.13	0.14	0.15	0.16			0.17
20	0	0.8179	0.6676	0.5438	0.4420	0.3585	0.2901	0.2342	0.1887	0.1516	0.1216	0.0972	0.0776	0.0617	0.0490	0.0388	0.0306	0.0241	0.0189	20
	1	0.1652	0.2725	0.3364	0.3683	0.3774	0.3703	0.3526	0.3282	0.3000	0.2702	0.2403	0.2115	0.1844	0.1595	0.1368	0.1165	0.0986	0.0829	19
	2	0.0159	0.0528	0.0988	0.1458	0.1887	0.2246	0.2521	0.2711	0.2818	0.2852	0.2822	0.2740	0.2618	0.2466	0.2293	0.2109	0.1919	0.1720	18
	3	0.0010	0.0065	0.0183	0.0364	0.0596	0.0860	0.1139	0.1414	0.1672	0.1901	0.2093	0.2242	0.2347	0.2409	0.2428	0.2410	0.2358	0.2278	17
	4	0.0000	0.0006	0.0024	0.0065	0.0133	0.0233	0.0364	0.0523	0.0703	0.0898	0.1099	0.1299	0.1491	0.1666	0.1821	0.1951	0.2053	0.2125	16
	5	—	0.0000	0.0002	0.0009	0.0022	0.0048	0.0088	0.0145	0.0222	0.0319	0.0435	0.0567	0.0713	0.0868	0.1028	0.1189	0.1345	0.1493	15
	6	—	—	0.0000	0.0001	0.0003	0.0008	0.0017	0.0032	0.0055	0.0089	0.0134	0.0193	0.0266	0.0353	0.0454	0.0566	0.0689	0.0819	14
	7	—	—	—	0.0000	0.0000	0.0001	0.0002	0.0002	0.0005	0.0011	0.0020	0.0033	0.0053	0.0080	0.0115	0.0160	0.0216	0.0282	13
	8	—	—	—	—	0.0000	0.0000	0.0001	0.0002	0.0005	0.0011	0.0020	0.0033	0.0053	0.0080	0.0115	0.0160	0.0216	0.0282	12
	9	—	—	—	—	—	0.0000	0.0000	0.0001	0.0002	0.0005	0.0011	0.0020	0.0033	0.0053	0.0080	0.0115	0.0160	0.0216	11
	10	—	—	—	—	—	—	0.0000	0.0000	0.0001	0.0002	0.0005	0.0011	0.0020	0.0033	0.0053	0.0080	0.0115	0.0160	10
	11	—	—	—	—	—	—	—	0.0000	0.0000	0.0001	0.0002	0.0005	0.0011	0.0020	0.0033	0.0053	0.0080	0.0115	9
	12	—	—	—	—	—	—	—	—	0.0000	0.0000	0.0001	0.0002	0.0005	0.0011	0.0020	0.0033	0.0053	0.0080	8
	13	—	—	—	—	—	—	—	—	—	0.0000	0.0000	0.0001	0.0002	0.0005	0.0011	0.0020	0.0033	0.0053	7
	14	—	—	—	—	—	—	—	—	—	—	0.0000	0.0000	0.0001	0.0002	0.0005	0.0011	0.0020	0.0033	6
	15	—	—	—	—	—	—	—	—	—	—	—	0.0000	0.0000	0.0001	0.0002	0.0005	0.0011	0.0020	5
	16	—	—	—	—	—	—	—	—	—	—	—	—	0.0000	0.0000	0.0001	0.0002	0.0005	0.0011	4
	17	—	—	—	—	—	—	—	—	—	—	—	—	—	0.0000	0.0000	0.0001	0.0002	0.0005	3
	18	—	—	—	—	—	—	—	—	—	—	—	—	—	—	0.0000	0.0000	0.0001	0.0002	2
	19	—	—	—	—	—	—	—	—	—	—	—	—	—	—	—	0.0000	0.0000	0.0001	1
	20	—	—	—	—	—	—	—	—	—	—	—	—	—	—	—	—	0.0000	0.0000	0

n	X	p																X	n	
		0.99	0.98	0.97	0.96	0.95	0.94	0.93	0.92	0.91	0.90	0.89	0.88	0.87	0.86	0.85	0.84			0.83
20	0	0.99	0.98	0.97	0.96	0.95	0.94	0.93	0.92	0.91	0.90	0.89	0.88	0.87	0.86	0.85	0.84	0.83	0.82	20

n	X	p																X	n	
		0.19	0.20	0.21	0.22	0.23	0.24	0.25	0.26	0.27	0.28	0.29	0.30	0.31	0.32	0.33	0.34			0.35
20	0	0.0148	0.0115	0.0090	0.0069	0.0054	0.0041	0.0032	0.0024	0.0018	0.0014	0.0011	0.0008	0.0006	0.0004	0.0003	0.0002	0.0002	0.0001	20
	1	0.0693	0.0576	0.0477	0.0392	0.0321	0.0261	0.0211	0.0170	0.0137	0.0109	0.0087	0.0068	0.0054	0.0042	0.0033	0.0025	0.0020	0.0015	19
	2	0.1545	0.1369	0.1204	0.1050	0.0910	0.0783	0.0669	0.0569	0.0480	0.0403	0.0336	0.0278	0.0229	0.0188	0.0153	0.0124	0.0100	0.0080	18
	3	0.2175	0.2054	0.1920	0.1777	0.1631	0.1484	0.1339	0.1199	0.1065	0.0940	0.0823	0.0716	0.0619	0.0531	0.0453	0.0383	0.0323	0.0270	17
	4	0.2168	0.2182	0.2169	0.2131	0.2070	0.1991	0.1897	0.1790	0.1675	0.1553	0.1429	0.1304	0.1181	0.1062	0.0947	0.0839	0.0738	0.0645	16
	5	0.1627	0.1746	0.1845	0.1923	0.1979	0.2012	0.2023	0.2013	0.1982	0.1933	0.1868	0.1789	0.1698	0.1599	0.1493	0.1384	0.1272	0.1161	15
	6	0.0954	0.1091	0.1226	0.1356	0.1478	0.1589	0.1686	0.1768	0.1833	0.1879	0.1907	0.1916	0.1907	0.1881	0.1839	0.1782	0.1712	0.1632	14
	7	0.0448	0.0545	0.0652	0.0765	0.0883	0.1003	0.1124	0.1242	0.1356	0.1462	0.1556	0.1643	0.1714	0.1770	0.1811	0.1836	0.1844	0.1836	13
	8	0.0171	0.0222	0.0282	0.0351	0.0429	0.0515	0.0609	0.0709	0.0815	0.0924	0.1034	0.1144	0.1251	0.1354	0.1450	0.1537	0.1614	0.1678	12
	9	0.0053	0.0074	0.0100	0.0132	0.0171	0.0217	0.0271	0.0332	0.0402	0.0479	0.0563	0.0654	0.0750	0.0849	0.0952	0.1056	0.1158	0.1259	11
	10	0.0014	0.0020	0.0029	0.0041	0.0056	0.0075	0.0099	0.0128	0.0163	0.0205	0.0253	0.0308	0.0370	0.0440	0.0516	0.0598	0.0686	0.0779	10
	11	0.0003	0.0005	0.0007	0.0010	0.0015	0.0022	0.0030	0.0041	0.0055	0.0072	0.0094	0.0120	0.0151	0.0188	0.0231	0.0280	0.0336	0.0398	9
	12	0.0001	0.0001	0.0001	0.0002	0.0003	0.0005	0.0008	0.0011	0.0015	0.0021	0.0029	0.0039	0.0051	0.0066	0.0085	0.0108	0.0136	0.0169	8
	13	0.0000	0.0000	0.0000	0.0000	0.0001	0.0001	0.0002	0.0002	0.0003	0.0005	0.0007	0.0010	0.0014	0.0019	0.0026	0.0034	0.0045	0.0058	7
	14	—	—	—	—	0.0000	0.0000	0.0000	0.0000	0.0001	0.0001	0.0001	0.0002	0.0003	0.0005	0.0006	0.0009	0.0012	0.0016	6
	15	—	—	—	—	—	—	—	—	0.0000	0.0000	0.0000	0.0000	0.0001	0.0001	0.0001	0.0002	0.0003	0.0004	5
	16	—	—	—	—	—	—	—	—	—	—	—	—	0.0000	0.0000	0.0000	0.0000	0.0000	0.0001	4
	17	—	—	—	—	—	—	—	—	—	—	—	—	—	—	—	—	—	0.0000	3
	18	—	—	—	—	—	—	—	—	—	—	—	—	—	—	—	—	—	—	2
	19	—	—	—	—	—	—	—	—	—	—	—	—	—	—	—	—	—	—	1
	20	—	—	—	—	—	—	—	—	—	—	—	—	—	—	—	—	—	—	0

n	X	p																X	n	
		0.81	0.80	0.79	0.78	0.77	0.76	0.75	0.74	0.73	0.72	0.71	0.70	0.69	0.68	0.67	0.66			0.65
20	0	0.81	0.80	0.79	0.78	0.77	0.76	0.75	0.74	0.73	0.72	0.71	0.70	0.69	0.68	0.67	0.66	0.65	0.64	20

TABLA E.7 (continuación)

n	X	p														X	n			
		0.37	0.38	0.39	0.40	0.41	0.42	0.43	0.44	0.45	0.46	0.47	0.48	0.49	0.50					
20	0	0.0001	0.0001	0.0001	0.0000	0.0000	0.0000	0.0000	0.0000	0.0000	0.0000	0.0000	0.0000	0.0000	0.0000	0.0000	0.0000	0.0000	0.0000	20
	1	0.0011	0.0009	0.0007	0.0005	0.0004	0.0003	0.0002	0.0001	0.0001	0.0001	0.0001	0.0001	0.0001	0.0001	0.0001	0.0001	0.0002	0.0002	19
	2	0.0064	0.0050	0.0040	0.0031	0.0024	0.0018	0.0014	0.0011	0.0008	0.0006	0.0005	0.0004	0.0003	0.0002	0.0001	0.0001	0.0001	0.0001	18
	3	0.0224	0.0185	0.0152	0.0123	0.0100	0.0080	0.0064	0.0051	0.0040	0.0031	0.0024	0.0019	0.0014	0.0010	0.0007	0.0005	0.0004	0.0003	17
	4	0.0559	0.0482	0.0412	0.0350	0.0295	0.0247	0.0206	0.0170	0.0139	0.0113	0.0092	0.0074	0.0059	0.0046	0.0036	0.0028	0.0021	0.0015	16
	5	0.1051	0.0945	0.0843	0.0746	0.0656	0.0573	0.0496	0.0427	0.0365	0.0309	0.0260	0.0217	0.0180	0.0148	0.0119	0.0093	0.0069	0.0048	15
	6	0.1543	0.1447	0.1347	0.1244	0.1140	0.1037	0.0936	0.0839	0.0746	0.0658	0.0577	0.0501	0.0432	0.0370	0.0314	0.0262	0.0214	0.0170	14
	7	0.1812	0.1774	0.1722	0.1659	0.1585	0.1502	0.1413	0.1318	0.1221	0.1122	0.1023	0.0925	0.0830	0.0739	0.0652	0.0566	0.0482	0.0401	13
	8	0.1730	0.1767	0.1790	0.1797	0.1790	0.1768	0.1732	0.1683	0.1623	0.1553	0.1474	0.1388	0.1296	0.1201	0.1112	0.1023	0.0936	0.0852	12
	9	0.1354	0.1444	0.1526	0.1597	0.1658	0.1707	0.1742	0.1763	0.1771	0.1763	0.1742	0.1708	0.1661	0.1602	0.1540	0.1475	0.1407	0.1336	11
	10	0.0875	0.0974	0.1073	0.1171	0.1268	0.1359	0.1445	0.1524	0.1593	0.1652	0.1700	0.1734	0.1755						

$\mu = \lambda t$

TABLA E.6 Tabla de probabilidades de Poisson

Para un valor dado de λ , las entradas indican la probabilidad de obtener un valor especificado de X

X	0.1	0.2	0.3	0.4	0.5	0.6	0.7	0.8	0.9	1.0
0	.9048	.8187	.7408	.6703	.6065	.5488	.4966	.4493	.4066	.3679
1	.0905	.1637	.2222	.2681	.3033	.3293	.3476	.3595	.3659	.3679
2	.0045	.0164	.0333	.0536	.0750	.0988	.1217	.1430	.1617	.1839
3	.0002	.0011	.0033	.0077	.0126	.0198	.0284	.0383	.0494	.0613
4	.0000	.0001	.0003	.0007	.0016	.0030	.0050	.0077	.0111	.0153
5	.0000	.0000	.0000	.0001	.0002	.0004	.0007	.0012	.0020	.0031
6	.0000	.0000	.0000	.0000	.0000	.0000	.0001	.0002	.0003	.0005
7	.0000	.0000	.0000	.0000	.0000	.0000	.0000	.0000	.0000	.0001

X	1.1	1.2	1.3	1.4	1.5	1.6	1.7	1.8	1.9	2.0
0	.3329	.3012	.2725	.2466	.2231	.2019	.1827	.1653	.1496	.1353
1	.3662	.3614	.3543	.3452	.3347	.3230	.3106	.2975	.2842	.2707
2	.2014	.2169	.2303	.2417	.2510	.2584	.2640	.2678	.2700	.2707
3	.0738	.0867	.0998	.1128	.1255	.1378	.1496	.1607	.1710	.1804
4	.0203	.0260	.0324	.0395	.0471	.0551	.0636	.0723	.0812	.0902
5	.0045	.0062	.0084	.0111	.0141	.0176	.0216	.0260	.0309	.0361
6	.0008	.0012	.0018	.0026	.0035	.0047	.0061	.0078	.0098	.0120
7	.0001	.0002	.0003	.0005	.0008	.0011	.0015	.0020	.0027	.0034
8	.0000	.0000	.0001	.0001	.0001	.0002	.0003	.0005	.0006	.0009
9	.0000	.0000	.0000	.0000	.0000	.0000	.0001	.0001	.0001	.0002

X	2.1	2.2	2.3	2.4	2.5	2.6	2.7	2.8	2.9	3.0
0	.1225	.1108	.1003	.0907	.0821	.0743	.0672	.0608	.0550	.0498
1	.2572	.2430	.2306	.2177	.2057	.1931	.1815	.1703	.1596	.1494
2	.2700	.2681	.2657	.2613	.2565	.2510	.2450	.2394	.2314	.2240
3	.1890	.1966	.2033	.2099	.2138	.2176	.2205	.2225	.2237	.2240
4	.0997	.1082	.1169	.1254	.1336	.1414	.1488	.1557	.1622	.1680
5	.0417	.0476	.0538	.0602	.0668	.0735	.0804	.0872	.0940	.1008
6	.0146	.0174	.0206	.0241	.0278	.0319	.0362	.0407	.0455	.0504
7	.0044	.0055	.0068	.0083	.0099	.0118	.0139	.0163	.0188	.0216
8	.0011	.0015	.0019	.0025	.0031	.0038	.0047	.0057	.0068	.0081
9	.0003	.0004	.0005	.0007	.0009	.0011	.0014	.0018	.0022	.0027
10	.0001	.0001	.0001	.0002	.0002	.0003	.0004	.0005	.0006	.0008
11	.0000	.0000	.0000	.0000	.0000	.0001	.0001	.0001	.0001	.0002
12	.0000	.0000	.0000	.0000	.0000	.0000	.0000	.0000	.0000	.0001

X	3.1	3.2	3.3	3.4	3.5	3.6	3.7	3.8	3.9	4.0
0	.0450	.0408	.0369	.0334	.0307	.0273	.0247	.0224	.0202	.0183
1	.1397	.1304	.1217	.1135	.1057	.0984	.0915	.0850	.0789	.0733
2	.2165	.2087	.2008	.1929	.1850	.1771	.1692	.1615	.1539	.1465
3	.2237	.2226	.2209	.2186	.2158	.2125	.2087	.2046	.2001	.1954
4	.1734	.1781	.1823	.1858	.1888	.1912	.1931	.1944	.1951	.1954
5	.1075	.1140	.1203	.1264	.1322	.1377	.1429	.1477	.1522	.1563
6	.0555	.0608	.0662	.0718	.0771	.0826	.0881	.0936	.0989	.1042
7	.0246	.0278	.0312	.0348	.0385	.0425	.0466	.0508	.0551	.0595
8	.0095	.0111	.0129	.0148	.0169	.0191	.0215	.0241	.0269	.0298
9	.0033	.0040	.0047	.0056	.0066	.0076	.0089	.0102	.0116	.0132

TABLA 2
Tabla de probabilidades de POISSON

TABLA E.6 (continuación)

X	3.1	3.2	3.3	3.4	3.5	3.6	3.7	3.8	3.9	4.0
10	.0010	.0013	.0016	.0019	.0023	.0028	.0033	.0039	.0045	.0053
11	.0003	.0004	.0005	.0006	.0007	.0009	.0011	.0013	.0016	.0019
12	.0001	.0001	.0001	.0002	.0002	.0003	.0003	.0004	.0005	.0006
13	.0000	.0000	.0000	.0000	.0001	.0001	.0001	.0001	.0002	.0002
14	.0000	.0000	.0000	.0000	.0000	.0000	.0000	.0000	.0000	.0001

X	4.1	4.2	4.3	4.4	4.5	4.6	4.7	4.8	4.9	5.0
0	.0166	.0150	.0136	.0123	.0111	.0101	.0091	.0082	.0074	.0067
1	.0679	.0630	.0583	.0540	.0500	.0462	.0427	.0395	.0365	.0337
2	.1393	.1323	.1254	.1188	.1125	.1063	.1005	.0948	.0894	.0842
3	.1904	.1852	.1798	.1743	.1687	.1631	.1574	.1517	.1460	.1404
4	.1951	.1944	.1933	.1917	.1898	.1875	.1849	.1820	.1789	.1755
5	.1600	.1633	.1662	.1687	.1708	.1725	.1738	.1747	.1753	.1755
6	.1093	.1143	.1191	.1237	.1281	.1323	.1362	.1398	.1432	.1462
7	.0640	.0686	.0732	.0778	.0824	.0869	.0914	.0959	.1002	.1044
8	.0328	.0360	.0393	.0428	.0463	.0500	.0537	.0575	.0614	.0653
9	.0150	.0168	.0188	.0209	.0232	.0255	.0280	.0307	.0334	.0363
10	.0061	.0071	.0081	.0092	.0104	.0118	.0132	.0147	.0164	.0181
11	.0023	.0027	.0032	.0037	.0043	.0049	.0056	.0064	.0073	.0082
12	.0008	.0009	.0011	.0014	.0016	.0019	.0022	.0026	.0030	.0034
13	.0002	.0003	.0004	.0005	.0006	.0007	.0008	.0009	.0011	.0013
14	.0001	.0001	.0001	.0001	.0002	.0002	.0003	.0003	.0004	.0005
15	.0000	.0000	.0000	.0000	.0001	.0001	.0001	.0001	.0001	.0002

X	5.1	5.2	5.3	5.4	5.5	5.6	5.7	5.8	5.9	6.0
0	.0061	.0055	.0050	.0045	.0041	.0037	.0033	.0030	.0027	.0025
1	.0311	.0287	.0265	.0244	.0225	.0207	.0191	.0176	.0162	.0149
2	.0793	.0746	.0701	.0659	.0618	.0580	.0544	.0509	.0477	.0446
3	.1348	.1293	.1239	.1185	.1133	.1082	.1033	.0985	.0938	.0892
4	.1719	.1681	.1641	.1600	.1558	.1515	.1472	.1428	.1383	.1339
5	.1753	.1748	.1740	.1728	.1714	.1697	.1678	.1656	.1632	.1606
6	.1490	.1515	.1537	.1555	.1571	.1584	.1594	.1601	.1605	.1606
7	.1086	.1125	.1163	.1200	.1234	.1267	.1298	.1326	.1353	.1377
8	.0692	.0731	.0771	.0810	.0849	.0887	.0925	.0962	.0998	.1033
9	.0392	.0423	.0454	.0486	.0519	.0552	.0586	.0620	.0654	.0688
10	.0200	.0220	.0241	.0262	.0285	.0309	.0334	.0359	.0386	.0413
11	.0093	.0104	.0116	.0129	.0143	.0157	.0173	.0190	.0207	.0225
12	.0039	.0045	.0051	.0058	.0065	.0073	.0082	.0092	.0102	.0113
13	.0015	.0018	.0021	.0024	.0028	.0032	.0036	.0041	.0046	.0052
14	.0006	.0007	.0008	.0009	.0011	.0013	.0015	.0017	.0019	.0022
15	.0002	.0002	.0003	.0003	.0004	.0005	.0006	.0007	.0008	.0009
16	.0001	.0001	.0001	.0001	.0001	.0002	.0002	.0002	.0003	.0003
17	.0000	.0000	.0000	.0000	.0000	.0000	.0001	.0001	.0001	.0001

X	6.1	6.2	6.3	6.4	6.5	6.6	6.7	6.8	6.9	7.0
0	.0022	.0020	.0018	.0017	.0015	.0014	.0012	.0011	.0010	.0009
1	.0137	.0126	.0116	.0106	.0098	.0090	.0082	.0076	.0070	.0064
2	.0417	.0390	.0364	.0340	.0318	.0296	.0276	.0258	.0240	.0223
3	.0848	.0806	.0765	.0726	.0688	.0652	.0617	.0584	.0552	.0521
4	.1294	.1249	.1205	.1162	.1118	.1076	.1034	.0992	.0952	.0912

TABLA 2 (Continuación)
 Tabla de probabilidades de POISSON

$\mu = 7.5$

TABLA E.6 (continuación)

X	6.1	6.2	6.3	6.4	6.5	6.6	6.7	6.8	6.9	7.0
5	.1579	.1549	.1519	.1487	.1454	.1420	.1385	.1349	.1314	.1277
6	.1605	.1601	.1595	.1586	.1575	.1562	.1546	.1529	.1511	.1490
7	.1399	.1418	.1435	.1450	.1462	.1472	.1480	.1486	.1489	.1490
8	.1066	.1099	.1130	.1160	.1188	.1215	.1240	.1263	.1284	.1304
9	.0723	.0757	.0791	.0825	.0858	.0891	.0923	.0954	.0985	.1014
10	.0441	.0469	.0498	.0528	.0558	.0588	.0618	.0649	.0679	.0710
11	.0245	.0265	.0285	.0307	.0330	.0353	.0377	.0401	.0426	.0452
12	.0124	.0137	.0150	.0164	.0179	.0194	.0210	.0227	.0245	.0264
13	.0058	.0065	.0073	.0081	.0089	.0098	.0108	.0119	.0130	.0142
14	.0025	.0029	.0033	.0037	.0041	.0046	.0052	.0058	.0064	.0071
15	.0010	.0012	.0014	.0016	.0018	.0020	.0023	.0026	.0029	.0033
16	.0004	.0005	.0005	.0006	.0007	.0008	.0010	.0011	.0013	.0014
17	.0001	.0002	.0002	.0002	.0003	.0003	.0004	.0004	.0005	.0006
18	.0000	.0001	.0001	.0001	.0001	.0001	.0001	.0001	.0002	.0002
19	.0000	.0000	.0000	.0000	.0000	.0000	.0000	.0001	.0001	.0001

X	7.1	7.2	7.3	7.4	7.5	7.6	7.7	7.8	7.9	8.0
0	.0008	.0007	.0007	.0006	.0006	.0005	.0005	.0004	.0004	.0003
1	.0059	.0054	.0049	.0045	.0041	.0038	.0035	.0032	.0029	.0027
2	.0208	.0194	.0180	.0167	.0156	.0145	.0134	.0125	.0116	.0107
3	.0492	.0464	.0438	.0413	.0389	.0366	.0345	.0324	.0305	.0286
4	.0874	.0836	.0799	.0764	.0729	.0696	.0663	.0632	.0602	.0573
5	.1241	.1204	.1167	.1130	.1094	.1057	.1021	.0986	.0951	.0916
6	.1468	.1445	.1420	.1391	.1367	.1339	.1311	.1282	.1252	.1221
7	.1489	.1486	.1481	.1474	.1465	.1454	.1442	.1428	.1413	.1396
8	.1321	.1337	.1351	.1363	.1373	.1382	.1388	.1392	.1395	.1396
9	.1042	.1070	.1096	.1121	.1144	.1167	.1187	.1207	.1224	.1241
10	.0740	.0770	.0800	.0829	.0858	.0887	.0914	.0941	.0967	.0993
11	.0478	.0504	.0531	.0558	.0585	.0613	.0640	.0667	.0695	.0722
12	.0283	.0303	.0323	.0344	.0366	.0388	.0411	.0434	.0457	.0481
13	.0154	.0168	.0181	.0196	.0211	.0227	.0243	.0260	.0278	.0296
14	.0078	.0086	.0095	.0104	.0113	.0123	.0134	.0145	.0157	.0169
15	.0037	.0041	.0046	.0051	.0057	.0062	.0069	.0075	.0083	.0090
16	.0016	.0019	.0021	.0024	.0026	.0030	.0033	.0037	.0041	.0045
17	.0007	.0008	.0009	.0010	.0012	.0013	.0015	.0017	.0019	.0021
18	.0003	.0003	.0004	.0004	.0005	.0006	.0006	.0007	.0008	.0009
19	.0001	.0001	.0001	.0002	.0002	.0002	.0003	.0003	.0003	.0004
20	.0000	.0000	.0001	.0001	.0001	.0001	.0001	.0001	.0001	.0002
21	.0000	.0000	.0000	.0000	.0000	.0000	.0000	.0000	.0001	.0001

X	8.1	8.2	8.3	8.4	8.5	8.6	8.7	8.8	8.9	9.0
0	.0003	.0003	.0002	.0002	.0002	.0002	.0002	.0002	.0001	.0001
1	.0025	.0023	.0021	.0019	.0017	.0016	.0014	.0013	.0012	.0011
2	.0100	.0097	.0096	.0093	.0091	.0088	.0083	.0078	.0074	.0070
3	.0269	.0257	.0237	.0222	.0208	.0195	.0183	.0171	.0160	.0150
4	.0544	.0517	.0491	.0466	.0443	.0420	.0398	.0377	.0357	.0337
5	.0882	.0849	.0816	.0784	.0752	.0722	.0692	.0663	.0635	.0607
6	.1191	.1160	.1128	.1097	.1066	.1034	.1003	.0972	.0941	.0911
7	.1378	.1358	.1338	.1317	.1294	.1271	.1247	.1222	.1197	.1171
8	.1395	.1392	.1388	.1382	.1375	.1366	.1356	.1344	.1332	.1318
9	.1256	.1269	.1280	.1290	.1299	.1306	.1311	.1315	.1317	.1318

TABLA 2 (Continuación)
Tabla de probabilidades de POISSON

TABLA 2 (Continuación)

Tabla de probabilidades de POISSON

X	8.1	8.2	8.3	8.4	8.5	λ	8.6	8.7	8.8	8.9	9.0
10	.1017	.1040	.1063	.1084	.1104		.1123	.1140	.1157	.1172	.1186
11	.0749	.0776	.0802	.0828	.0853		.0878	.0902	.0925	.0948	.0970
12	.0505	.0530	.0555	.0579	.0604		.0629	.0654	.0679	.0703	.0728
13	.0315	.0334	.0354	.0374	.0395		.0416	.0438	.0459	.0481	.0504
14	.0182	.0196	.0210	.0225	.0240		.0256	.0272	.0289	.0306	.0324
15	.0098	.0107	.0116	.0126	.0136		.0147	.0158	.0169	.0182	.0194
16	.0050	.0055	.0060	.0066	.0072		.0079	.0086	.0093	.0101	.0109
17	.0024	.0026	.0029	.0033	.0036		.0040	.0044	.0048	.0053	.0058
18	.0011	.0012	.0014	.0015	.0017		.0019	.0021	.0024	.0026	.0029
19	.0005	.0005	.0006	.0007	.0008		.0009	.0010	.0011	.0012	.0014
20	.0002	.0002	.0002	.0003	.0003		.0004	.0004	.0005	.0005	.0006
21	.0001	.0001	.0001	.0001	.0001		.0002	.0002	.0002	.0002	.0003
22	.0000	.0000	.0000	.0000	.0001		.0001	.0001	.0001	.0001	.0001
X	9.1	9.2	9.3	9.4	9.5	λ	9.6	9.7	9.8	9.9	10
0	.0001	.0001	.0001	.0001	.0001		.0001	.0001	.0001	.0001	.0000
1	.0010	.0009	.0009	.0008	.0007		.0007	.0006	.0005	.0005	.0005
2	.0046	.0043	.0040	.0037	.0034		.0031	.0029	.0027	.0025	.0023
3	.0140	.0131	.0123	.0115	.0107		.0100	.0093	.0087	.0081	.0076
4	.0319	.0302	.0285	.0269	.0254		.0240	.0226	.0213	.0201	.0189
5	.0581	.0555	.0530	.0506	.0483		.0460	.0439	.0418	.0398	.0378
6	.0881	.0851	.0822	.0793	.0764		.0736	.0709	.0682	.0656	.0631
7	.1145	.1118	.1091	.1064	.1037		.1010	.0982	.0955	.0928	.0901
8	.1302	.1286	.1269	.1251	.1232		.1212	.1191	.1170	.1148	.1126
9	.1317	.1315	.1311	.1306	.1300		.1293	.1284	.1274	.1263	.1251
10	.1198	.1210	.1219	.1228	.1235		.1241	.1245	.1249	.1250	.1251
11	.0991	.1012	.1031	.1049	.1067		.1083	.1098	.1112	.1125	.1137
12	.0752	.0776	.0799	.0822	.0844		.0866	.0888	.0908	.0928	.0948
13	.0526	.0549	.0572	.0594	.0617		.0640	.0662	.0685	.0707	.0729
14	.0342	.0361	.0380	.0399	.0419		.0439	.0459	.0479	.0500	.0521
15	.0208	.0221	.0235	.0250	.0265		.0281	.0297	.0313	.0330	.0347
16	.0118	.0127	.0137	.0147	.0157		.0168	.0180	.0192	.0204	.0217
17	.0063	.0069	.0075	.0081	.0088		.0095	.0103	.0111	.0119	.0128
18	.0032	.0035	.0039	.0042	.0046		.0051	.0055	.0060	.0065	.0071
19	.0015	.0017	.0019	.0021	.0023		.0026	.0028	.0031	.0034	.0037
20	.0007	.0008	.0009	.0010	.0011		.0012	.0014	.0015	.0017	.0019
21	.0003	.0003	.0004	.0004	.0005		.0006	.0006	.0007	.0008	.0009
22	.0001	.0001	.0002	.0002	.0002		.0002	.0003	.0003	.0004	.0004
23	.0000	.0001	.0001	.0001	.0001		.0001	.0001	.0001	.0002	.0002
24	.0000	.0000	.0000	.0000	.0000		.0000	.0000	.0001	.0001	.0001
X	$\lambda = 20$				X	$\lambda = 20$					
0	.0000				20	.0888					
1	.0000				21	.0846					
2	.0000				22	.0769					
3	.0000				23	.0669					
4	.0000				24	.0557					
5	.0001				25	.0446					
6	.0002				26	.0343					
7	.0005				27	.0254					
8	.0013				28	.0181					
9	.0029				29	.0125					
10	.0058				30	.0083					
11	.0106				31	.0054					
12	.0176				32	.0034					
13	.0271				33	.0020					
14	.0387				34	.0012					
15	.0516				35	.0007					
16	.0646				36	.0004					
17	.0760				37	.0002					
18	.0844				38	.0001					
19	.0888				39	.0001					

Fuente: Tomado de William H. Beyer, ed., CRC Basic Statistical Tables (Cleveland, Ohio: The Chemical Rubber Co., 1971). Reimpreso con licencia de The Chemical Rubber Co. (CRC Press, Inc.)

Probabilidades Acumuladas de POISSON

Tabla I Distribución acumulativa de Poisson*

x	c = λt									
	0.01	0.05	0.10	0.20	0.30	0.40	0.50	0.60		
0	0.990	0.951	0.904	0.818	0.740	0.670	0.606	0.548		
1	0.999	0.998	0.995	0.982	0.963	0.938	0.909	0.878		
2		0.999	0.999	0.998	0.996	0.992	0.985	0.976		
3			0.999	0.999	0.999	0.999	0.998	0.996		
4				0.999	0.999	0.999	0.999	0.999		
5					0.999	0.999	0.999	0.999		
x	c = λt									
	0.70	0.80	0.90	1.00	1.10	1.20	1.30	1.40		
0	0.496	0.449	0.406	0.367	0.332	0.301	0.272	0.246		
1	0.844	0.808	0.772	0.735	0.699	0.662	0.626	0.591		
2	0.965	0.952	0.937	0.919	0.900	0.879	0.857	0.833		
3	0.994	0.990	0.986	0.981	0.974	0.966	0.956	0.946		
4	0.999	0.998	0.997	0.996	0.994	0.992	0.989	0.985		
5	0.999	0.999	0.999	0.999	0.999	0.998	0.997	0.996		
6	0.999	0.999	0.999	0.999	0.999	0.999	0.999	0.999		
7		0.999	0.999	0.999	0.999	0.999	0.999	0.999		
8			0.999	0.999	0.999	0.999	0.999	0.999		
x	c = λt									
	1.50	1.60	1.70	1.80	1.90	2.00	2.10	2.20		
0	0.223	0.201	0.182	0.165	0.149	0.135	0.122	0.110		
1	0.557	0.524	0.493	0.462	0.433	0.406	0.379	0.354		
2	0.808	0.783	0.757	0.730	0.703	0.676	0.649	0.622		
3	0.934	0.921	0.906	0.891	0.874	0.857	0.838	0.819		
4	0.981	0.976	0.970	0.963	0.955	0.947	0.937	0.927		
5	0.995	0.993	0.992	0.989	0.986	0.983	0.979	0.975		
6	0.999	0.998	0.998	0.997	0.996	0.995	0.994	0.992		
7	0.999	0.999	0.999	0.999	0.999	0.998	0.998	0.998		
8	0.999	0.999	0.999	0.999	0.999	0.999	0.999	0.999		
9	0.999	0.999	0.999	0.999	0.999	0.999	0.999	0.999		
10			0.999	0.999	0.999	0.999	0.999	0.999		

*Las entradas de la tabla son valores de $F(x) = P(X \leq x) = \sum_{i=0}^x e^{-c} c^i / i!$. Los espacios en blanco debajo de la última entrada de cualquiera de las columnas pueden leerse como 1.0.

(continúa)

Tabla I Distribución acumulativa de Poisson (continuación)

x	c = λt									
	2.30	2.40	2.50	2.60	2.70	2.80	2.90	3.00		
0	0.100	0.090	0.082	0.074	0.067	0.060	0.055	0.049		
1	0.330	0.308	0.287	0.267	0.248	0.231	0.214	0.199		
2	0.596	0.569	0.543	0.518	0.493	0.469	0.445	0.423		
3	0.799	0.778	0.757	0.736	0.714	0.691	0.669	0.647		
4	0.916	0.904	0.891	0.877	0.862	0.847	0.831	0.815		
5	0.970	0.964	0.957	0.950	0.943	0.934	0.925	0.916		
6	0.990	0.988	0.985	0.982	0.979	0.975	0.971	0.968		
7	0.997	0.996	0.995	0.994	0.993	0.991	0.990	0.988		
8	0.999	0.999	0.998	0.998	0.998	0.997	0.996	0.996		
9	0.999	0.999	0.999	0.999	0.999	0.999	0.999	0.998		
10	0.999	0.999	0.999	0.999	0.999	0.999	0.999	0.999		
11	0.999	0.999	0.999	0.999	0.999	0.999	0.999	0.999		
12			0.999	0.999	0.999	0.999	0.999	0.999		
x	c = λt									
	3.50	4.00	4.50	5.00	5.50	6.00	6.50	7.00		
0	0.030	0.018	0.011	0.006	0.004	0.002	0.001	0.000		
1	0.135	0.091	0.061	0.040	0.026	0.017	0.011	0.007		
2	0.320	0.238	0.173	0.124	0.088	0.061	0.043	0.029		
3	0.536	0.433	0.342	0.265	0.201	0.151	0.111	0.081		
4	0.725	0.628	0.532	0.440	0.357	0.283	0.223	0.172		
5	0.857	0.785	0.702	0.615	0.528	0.445	0.369	0.300		
6	0.934	0.889	0.831	0.762	0.686	0.606	0.526	0.449		
7	0.973	0.948	0.913	0.866	0.809	0.743	0.672	0.598		
8	0.990	0.978	0.959	0.931	0.894	0.847	0.791	0.729		
9	0.996	0.991	0.982	0.968	0.946	0.916	0.877	0.830		
10	0.998	0.997	0.993	0.986	0.974	0.957	0.933	0.901		
11	0.999	0.999	0.997	0.994	0.989	0.979	0.965	0.948		
12	0.999	0.999	0.999	0.997	0.995	0.991	0.983	0.973		
13	0.999	0.999	0.999	0.999	0.998	0.996	0.992	0.987		
14	0.999	0.999	0.999	0.999	0.999	0.998	0.997	0.994		
15	0.999	0.999	0.999	0.999	0.999	0.999	0.998	0.997		
16			0.999	0.999	0.999	0.999	0.999	0.999		
17				0.999	0.999	0.999	0.999	0.999		
18					0.999	0.999	0.999	0.999		
19						0.999	0.999	0.999		
20							0.999	0.999		

(continúa)

TABLA 3 (Continuación)

Probabilidades Acumuladas de POISSON

x	$c = \lambda$							
	7.50	8.00	8.50	9.00	9.50	10.0	15.0	20.0
0	0.000	0.000	0.000	0.000	0.000	0.000	0.000	0.000
1	0.004	0.003	0.001	0.001	0.000	0.000	0.000	0.000
2	0.020	0.013	0.009	0.006	0.004	0.002	0.000	0.000
3	0.059	0.042	0.030	0.021	0.014	0.010	0.000	0.000
4	0.132	0.099	0.074	0.054	0.040	0.029	0.000	0.000
5	0.241	0.191	0.149	0.115	0.088	0.067	0.002	0.000
6	0.378	0.313	0.256	0.206	0.164	0.130	0.007	0.000
7	0.524	0.452	0.385	0.323	0.268	0.220	0.018	0.000
8	0.661	0.592	0.523	0.455	0.391	0.332	0.037	0.002
9	0.776	0.716	0.652	0.587	0.521	0.457	0.069	0.005
10	0.862	0.815	0.763	0.705	0.645	0.583	0.118	0.010
11	0.920	0.888	0.848	0.803	0.751	0.696	0.184	0.021
12	0.957	0.936	0.909	0.875	0.836	0.791	0.267	0.039
13	0.978	0.965	0.948	0.926	0.898	0.864	0.363	0.066
14	0.989	0.982	0.972	0.958	0.940	0.916	0.465	0.104
15	0.995	0.991	0.986	0.977	0.966	0.951	0.568	0.156
16	0.998	0.996	0.993	0.988	0.982	0.972	0.664	0.221
17	0.999	0.998	0.997	0.994	0.991	0.985	0.748	0.297
18	0.999	0.999	0.998	0.997	0.995	0.992	0.819	0.381
19	0.999	0.999	0.999	0.998	0.998	0.996	0.875	0.470
20	0.999	0.999	0.999	0.999	0.999	0.998	0.917	0.559
21	0.999	0.999	0.999	0.999	0.999	0.999	0.946	0.643
22		0.999	0.999	0.999	0.999	0.999	0.967	0.720
23			0.999	0.999	0.999	0.999	0.980	0.787
24					0.999	0.999	0.988	0.843
25						0.999	0.993	0.887
26							0.996	0.922
27							0.998	0.947
28							0.999	0.965
29							0.999	0.978
30							0.999	0.986
31							0.999	0.991
32							0.999	0.995
33							0.999	0.997
34								0.998

Tabla II Distribución acumulativa normal estándar

$$\Phi(z) = \int_{-\infty}^z \frac{1}{\sqrt{2\pi}} e^{-u^2/2} du$$

z	0.00	0.01	0.02	0.03	0.04	z
0.0	0.500 00	0.503 99	0.507 98	0.511 97	0.515 95	0.0
0.1	0.539 83	0.543 79	0.547 76	0.551 72	0.555 67	0.1
0.2	0.579 26	0.583 17	0.587 06	0.590 95	0.594 83	0.2
0.3	0.617 91	0.621 72	0.625 51	0.629 30	0.633 07	0.3
0.4	0.655 42	0.659 10	0.662 76	0.666 40	0.670 03	0.4
0.5	0.691 46	0.694 97	0.698 47	0.701 94	0.705 40	0.5
0.6	0.725 75	0.729 07	0.732 37	0.735 65	0.738 91	0.6
0.7	0.758 03	0.761 15	0.764 24	0.767 30	0.770 35	0.7
0.8	0.788 14	0.791 03	0.793 89	0.796 73	0.799 54	0.8
0.9	0.815 94	0.818 59	0.821 21	0.823 81	0.826 39	0.9
1.0	0.841 34	0.843 75	0.846 13	0.848 49	0.850 83	1.0
1.1	0.864 33	0.866 50	0.868 64	0.870 76	0.872 85	1.1
1.2	0.884 93	0.886 86	0.888 77	0.890 65	0.892 51	1.2
1.3	0.903 20	0.904 90	0.906 58	0.908 24	0.909 88	1.3
1.4	0.919 24	0.920 73	0.922 19	0.923 64	0.925 06	1.4
1.5	0.933 19	0.934 48	0.935 74	0.936 99	0.938 22	1.5
1.6	0.945 20	0.946 30	0.947 38	0.948 45	0.949 50	1.6
1.7	0.955 43	0.956 37	0.957 28	0.958 18	0.959 07	1.7
1.8	0.964 07	0.964 85	0.965 62	0.966 37	0.967 11	1.8
1.9	0.971 28	0.971 93	0.972 57	0.973 20	0.973 81	1.9
2.0	0.977 25	0.977 78	0.978 31	0.978 82	0.979 32	2.0
2.1	0.982 14	0.982 57	0.983 00	0.983 41	0.983 82	2.1
2.2	0.986 10	0.986 45	0.986 79	0.987 13	0.987 45	2.2
2.3	0.989 28	0.989 56	0.989 83	0.990 10	0.990 36	2.3
2.4	0.991 80	0.992 02	0.992 24	0.992 45	0.992 66	2.4
2.5	0.993 79	0.993 96	0.994 13	0.994 30	0.994 46	2.5
2.6	0.995 34	0.995 47	0.995 60	0.995 73	0.995 85	2.6
2.7	0.996 53	0.996 64	0.996 74	0.996 83	0.996 93	2.7
2.8	0.997 44	0.997 52	0.997 60	0.997 67	0.997 74	2.8
2.9	0.998 13	0.998 19	0.998 25	0.998 31	0.998 36	2.9
3.0	0.998 65	0.998 69	0.998 74	0.998 78	0.998 82	3.0
3.1	0.999 03	0.999 06	0.999 10	0.999 13	0.999 16	3.1
3.2	0.999 31	0.999 34	0.999 36	0.999 38	0.999 40	3.2
3.3	0.999 52	0.999 53	0.999 55	0.999 57	0.999 58	3.3
3.4	0.999 66	0.999 68	0.999 69	0.999 70	0.999 71	3.4
3.5	0.999 77	0.999 78	0.999 78	0.999 79	0.999 80	3.5
3.6	0.999 84	0.999 85	0.999 85	0.999 86	0.999 86	3.6
3.7	0.999 89	0.999 90	0.999 90	0.999 90	0.999 91	3.7
3.8	0.999 93	0.999 93	0.999 93	0.999 94	0.999 94	3.8
3.9	0.999 95	0.999 95	0.999 96	0.999 96	0.999 96	3.9

(continúa)

TABLA 4

Distribución Acumulada NORMAL ESTÁNDAR

Tabla II Distribución acumulativa normal estándar (continuación)

$$\Phi(z) = \int_{-\infty}^z \frac{1}{\sqrt{2\pi}} e^{-u^2/2} du$$

z	0.05	0.06	0.07	0.08	0.09	z
0.0	0.519 94	0.523 92	0.527 90	0.531 88	0.535 86	0.0
0.1	0.559 62	0.563 56	0.567 49	0.571 42	0.575 34	0.1
0.2	0.598 71	0.602 57	0.606 42	0.610 26	0.614 09	0.2
0.3	0.636 83	0.640 58	0.644 31	0.648 03	0.651 73	0.3
0.4	0.673 64	0.677 24	0.680 82	0.684 38	0.687 93	0.4
0.5	0.708 84	0.712 26	0.715 66	0.719 04	0.722 40	0.5
0.6	0.742 15	0.745 37	0.748 57	0.751 75	0.754 90	0.6
0.7	0.773 37	0.776 37	0.779 35	0.782 30	0.785 23	0.7
0.8	0.802 34	0.805 10	0.807 85	0.810 57	0.813 27	0.8
0.9	0.828 94	0.831 47	0.833 97	0.836 46	0.838 91	0.9
1.0	0.853 14	0.855 43	0.857 69	0.859 93	0.862 14	1.0
1.1	0.874 93	0.876 97	0.879 00	0.881 00	0.882 97	1.1
1.2	0.894 35	0.896 16	0.897 96	0.899 73	0.901 47	1.2
1.3	0.911 49	0.913 08	0.914 65	0.916 21	0.917 73	1.3
1.4	0.926 47	0.927 85	0.929 22	0.930 56	0.931 89	1.4
1.5	0.939 43	0.940 62	0.941 79	0.942 95	0.944 08	1.5
1.6	0.950 53	0.951 54	0.952 54	0.953 52	0.954 48	1.6
1.7	0.959 94	0.960 80	0.961 64	0.962 46	0.963 27	1.7
1.8	0.967 84	0.968 56	0.969 26	0.969 95	0.970 62	1.8
1.9	0.974 41	0.975 00	0.975 58	0.976 15	0.976 70	1.9
2.0	0.979 82	0.980 30	0.980 77	0.981 24	0.981 69	2.0
2.1	0.984 22	0.984 61	0.985 00	0.985 37	0.985 74	2.1
2.2	0.987 78	0.988 09	0.988 40	0.988 70	0.988 99	2.2
2.3	0.990 61	0.990 86	0.991 11	0.991 34	0.991 58	2.3
2.4	0.992 86	0.993 05	0.993 24	0.993 43	0.993 61	2.4
2.5	0.994 61	0.994 77	0.994 92	0.995 06	0.995 20	2.5
2.6	0.995 98	0.996 09	0.996 21	0.996 32	0.996 43	2.6
2.7	0.997 02	0.997 11	0.997 20	0.997 28	0.997 36	2.7
2.8	0.997 81	0.997 88	0.997 95	0.998 01	0.998 07	2.8
2.9	0.998 41	0.998 46	0.998 51	0.998 56	0.998 61	2.9
3.0	0.998 86	0.998 89	0.998 93	0.998 97	0.999 00	3.0
3.1	0.999 18	0.999 21	0.999 24	0.999 26	0.999 29	3.1
3.2	0.999 42	0.999 44	0.999 46	0.999 48	0.999 50	3.2
3.3	0.999 60	0.999 61	0.999 62	0.999 64	0.999 65	3.3
3.4	0.999 72	0.999 73	0.999 74	0.999 75	0.999 76	3.4
3.5	0.999 81	0.999 81	0.999 82	0.999 83	0.999 83	3.5
3.6	0.999 87	0.999 87	0.999 88	0.999 88	0.999 89	3.6
3.7	0.999 91	0.999 92	0.999 92	0.999 92	0.999 92	3.7
3.8	0.999 94	0.999 94	0.999 95	0.999 95	0.999 95	3.8
3.9	0.999 96	0.999 96	0.999 96	0.999 97	0.999 97	3.9

TABLA 4 (Continuación)**Distribución Acumulada NORMAL ESTÁNDAR**

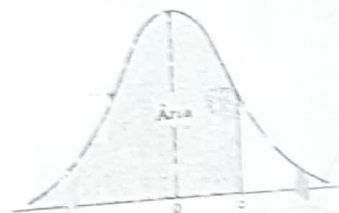


Tabla A.3 Áreas bajo la curva normal

z	.00	.01	.02	.03	.04	.05	.06	.07	.08	.09
-3.4	.0003	.0003	.0003	.0003	.0003	.0003	.0003	.0003	.0003	.0002
-3.3	.0005	.0005	.0005	.0004	.0004	.0004	.0004	.0004	.0004	.0003
-3.2	.0007	.0007	.0006	.0006	.0006	.0006	.0006	.0005	.0005	.0005
-3.1	.0010	.0009	.0009	.0009	.0008	.0008	.0008	.0008	.0007	.0007
-3.0	.0013	.0013	.0013	.0012	.0012	.0011	.0011	.0011	.0010	.0010
-2.9	.0019	.0018	.0017	.0017	.0016	.0016	.0015	.0015	.0014	.0014
-2.8	.0026	.0025	.0024	.0023	.0023	.0022	.0021	.0021	.0020	.0019
-2.7	.0035	.0034	.0033	.0032	.0031	.0030	.0029	.0028	.0027	.0026
-2.6	.0047	.0045	.0044	.0043	.0041	.0040	.0039	.0038	.0037	.0036
-2.5	.0062	.0060	.0059	.0057	.0055	.0054	.0052	.0051	.0049	.0048
-2.4	.0082	.0080	.0078	.0075	.0073	.0071	.0069	.0068	.0066	.0064
-2.3	.0107	.0104	.0102	.0099	.0096	.0094	.0091	.0089	.0087	.0084
-2.2	.0139	.0136	.0132	.0129	.0125	.0122	.0119	.0116	.0113	.0110
-2.1	.0179	.0174	.0170	.0166	.0162	.0158	.0154	.0150	.0146	.0143
-2.0	.0228	.0222	.0217	.0212	.0207	.0202	.0197	.0192	.0188	.0183
-1.9	.0287	.0281	.0274	.0268	.0262	.0256	.0250	.0244	.0239	.0233
-1.8	.0359	.0352	.0344	.0336	.0329	.0322	.0314	.0307	.0301	.0294
-1.7	.0446	.0436	.0427	.0418	.0409	.0401	.0392	.0384	.0375	.0367
-1.6	.0548	.0537	.0526	.0516	.0505	.0495	.0485	.0475	.0465	.0455
-1.5	.0668	.0655	.0643	.0630	.0618	.0606	.0594	.0582	.0571	.0559
-1.4	.0808	.0793	.0778	.0764	.0749	.0735	.0722	.0708	.0694	.0681
-1.3	.0968	.0951	.0934	.0918	.0901	.0885	.0869	.0853	.0838	.0823
-1.2	.1151	.1131	.1112	.1093	.1075	.1056	.1038	.1020	.1003	.0985
-1.1	.1357	.1335	.1314	.1292	.1271	.1251	.1230	.1210	.1190	.1170
-1.0	.1587	.1562	.1539	.1515	.1492	.1469	.1446	.1423	.1401	.1379
-0.9	.1841	.1814	.1788	.1762	.1736	.1711	.1685	.1660	.1635	.1611
-0.8	.2119	.2090	.2061	.2033	.2005	.1977	.1949	.1922	.1894	.1867
-0.7	.2420	.2389	.2358	.2327	.2296	.2266	.2236	.2206	.2177	.2148
-0.6	.2743	.2709	.2676	.2643	.2611	.2578	.2546	.2514	.2483	.2451
-0.5	.3085	.3050	.3015	.2981	.2946	.2912	.2877	.2843	.2810	.2776
-0.4	.3446	.3409	.3372	.3336	.3300	.3264	.3228	.3192	.3156	.3121
-0.3	.3821	.3783	.3745	.3707	.3669	.3632	.3594	.3557	.3520	.3483
-0.2	.4207	.4168	.4129	.4090	.4052	.4013	.3974	.3936	.3897	.3859
-0.1	.4602	.4562	.4522	.4483	.4443	.4404	.4364	.4325	.4286	.4247
-0.0	.5000	.4960	.4920	.4880	.4840	.4801	.4761	.4721	.4681	.4641

TABLA 5

Áreas bajo la curva NORMAL

(Distribución Acumulada NORMAL ESTÁNDAR)

Tabla A.3 (Continuación) Áreas bajo la curva normal

<i>z</i>	.00	.01	.02	.03	.04	.05	.06	.07	.08	.09
0.0	.5000	.5040	.5080	.5120	.5160	.5199	.5239	.5279	.5319	.5359
0.1	.5398	.5438	.5478	.5517	.5557	.5596	.5636	.5675	.5714	.5753
0.2	.5793	.5832	.5871	.5910	.5948	.5987	.6026	.6064	.6103	.6141
0.3	.6179	.6217	.6255	.6293	.6331	.6368	.6406	.6443	.6480	.6517
0.4	.6554	.6591	.6628	.6664	.6700	.6736	.6772	.6808	.6844	.6879
0.5	.6915	.6950	.6985	.7019	.7054	.7088	.7123	.7157	.7190	.7224
0.6	.7257	.7291	.7324	.7357	.7389	.7422	.7454	.7486	.7517	.7549
0.7	.7580	.7611	.7642	.7673	.7704	.7734	.7764	.7794	.7823	.7852
0.8	.7881	.7910	.7939	.7967	.7995	.8023	.8051	.8078	.8106	.8133
0.9	.8159	.8186	.8212	.8238	.8264	.8289	.8315	.8340	.8365	.8389
1.0	.8413	.8438	.8461	.8485	.8508	.8531	.8554	.8577	.8599	.8621
1.1	.8643	.8665	.8686	.8708	.8729	.8749	.8770	.8790	.8810	.8830
1.2	.8849	.8869	.8888	.8907	.8925	.8944	.8962	.8980	.8997	.9015
1.3	.9032	.9049	.9066	.9082	.9099	.9115	.9131	.9147	.9162	.9177
1.4	.9192	.9207	.9222	.9236	.9251	.9265	.9278	.9292	.9306	.9319
1.5	.9332	.9345	.9357	.9370	.9382	.9394	.9406	.9418	.9429	.9441
1.6	.9452	.9463	.9474	.9484	.9495	.9505	.9515	.9525	.9535	.9545
1.7	.9554	.9564	.9573	.9582	.9591	.9599	.9608	.9616	.9625	.9633
1.8	.9641	.9649	.9656	.9664	.9671	.9678	.9686	.9693	.9699	.9706
1.9	.9713	.9719	.9726	.9732	.9738	.9744	.9750	.9756	.9761	.9767
2.0	.9772	.9778	.9783	.9788	.9793	.9798	.9803	.9808	.9812	.9817
2.1	.9821	.9826	.9830	.9834	.9838	.9842	.9846	.9850	.9854	.9857
2.2	.9861	.9864	.9868	.9871	.9875	.9878	.9881	.9884	.9887	.9890
2.3	.9893	.9896	.9898	.9901	.9904	.9906	.9909	.9911	.9913	.9916
2.4	.9918	.9920	.9922	.9925	.9927	.9929	.9931	.9932	.9934	.9936
2.5	.9938	.9940	.9941	.9943	.9945	.9946	.9948	.9949	.9951	.9952
2.6	.9953	.9955	.9956	.9957	.9959	.9960	.9961	.9962	.9963	.9964
2.7	.9965	.9966	.9967	.9968	.9969	.9970	.9971	.9972	.9973	.9974
2.8	.9974	.9975	.9976	.9977	.9977	.9978	.9979	.9979	.9980	.9981
2.9	.9981	.9982	.9982	.9983	.9984	.9984	.9985	.9985	.9986	.9986
3.0	.9987	.9987	.9987	.9988	.9988	.9989	.9989	.9989	.9990	.9990
3.1	.9990	.9991	.9991	.9991	.9992	.9992	.9992	.9992	.9993	.9993
3.2	.9993	.9993	.9994	.9994	.9994	.9994	.9994	.9995	.9995	.9995
3.3	.9995	.9995	.9995	.9996	.9996	.9996	.9996	.9996	.9996	.9997
3.4	.9997	.9997	.9997	.9997	.9997	.9997	.9997	.9997	.9997	.9998

TABLA 5 (Continuación)**Áreas bajo la curva NORMAL**

(Distribución Acumulada NORMAL ESTÁNDAR)

TABLA 6

Puntos porcentuales de la DISTRIBUCIÓN t

v	α	0.40	0.25	0.10	0.05	0.025	0.01	0.005	0.0025	0.001	0.0005
1		0.325	1.000	3.078	6.314	12.706	31.821	63.657	127.32	318.31	636.62
2		0.289	0.816	1.886	2.920	4.303	6.965	9.925	14.089	23.326	31.598
3		0.277	0.765	1.638	2.353	3.182	4.541	5.841	7.453	10.213	12.924
4		0.271	0.741	1.533	2.132	2.776	3.747	4.604	5.598	7.173	8.610
5		0.267	0.727	1.476	2.015	2.571	3.365	4.032	4.773	5.893	6.869
6		0.265	0.718	1.440	1.943	2.447	3.143	3.707	4.317	5.208	5.959
7		0.263	0.711	1.415	1.895	2.365	2.998	3.499	4.029	4.785	5.408
8		0.262	0.706	1.397	1.860	2.306	2.896	3.355	3.833	4.501	5.041
9		0.261	0.703	1.383	1.833	2.262	2.821	3.250	3.690	4.297	4.781
10		0.260	0.700	1.372	1.812	2.228	2.764	3.169	3.581	4.144	4.587
11		0.260	0.697	1.363	1.796	2.201	2.718	3.106	3.497	4.025	4.437
12		0.259	0.695	1.356	1.782	2.179	2.681	3.055	3.428	3.930	4.318
13		0.259	0.694	1.350	1.771	2.160	2.650	3.012	3.372	3.852	4.221
14		0.258	0.692	1.345	1.761	2.145	2.624	2.977	3.326	3.787	4.140
15		0.258	0.691	1.341	1.753	2.131	2.602	2.947	3.286	3.733	4.073
16		0.258	0.690	1.337	1.746	2.120	2.583	2.921	3.252	3.686	4.015
17		0.257	0.689	1.333	1.740	2.110	2.567	2.898	3.222	3.646	3.965
18		0.257	0.688	1.330	1.734	2.101	2.552	2.878	3.197	3.610	3.922
19		0.257	0.688	1.328	1.729	2.093	2.539	2.861	3.174	3.579	3.883
20		0.257	0.687	1.325	1.725	2.086	2.528	2.845	3.153	3.552	3.850
21		0.257	0.686	1.323	1.721	2.080	2.518	2.831	3.135	3.527	3.819
22		0.256	0.686	1.321	1.717	2.074	2.508	2.819	3.119	3.505	3.792
23		0.256	0.685	1.319	1.714	2.069	2.500	2.807	3.104	3.485	3.767
24		0.256	0.685	1.318	1.711	2.064	2.492	2.797	3.091	3.467	3.745
25		0.256	0.684	1.316	1.708	2.060	2.485	2.787	3.078	3.450	3.725
26		0.256	0.684	1.315	1.706	2.056	2.479	2.779	3.067	3.435	3.707
27		0.256	0.684	1.314	1.703	2.052	2.473	2.771	3.057	3.421	3.690
28		0.256	0.683	1.313	1.701	2.048	2.467	2.763	3.047	3.408	3.674
29		0.256	0.683	1.311	1.699	2.045	2.462	2.756	3.038	3.396	3.659
30		0.256	0.683	1.310	1.697	2.042	2.457	2.750	3.030	3.385	3.646
40		0.255	0.681	1.303	1.684	2.021	2.423	2.704	2.971	3.307	3.551
60		0.254	0.679	1.296	1.671	2.000	2.390	2.660	2.915	3.232	3.460
120		0.254	0.677	1.289	1.658	1.980	2.358	2.617	2.860	3.160	3.373
∞		0.253	0.674	1.282	1.645	1.960	2.326	2.576	2.807	3.090	3.291

Fuente: Esta tabla se adaptó de *Biometrika Tables for Statisticians*, Vol. 1, 3a. edición, 1966, con permiso de Biometrika Trustees.

TABLA 7

Valores críticos de CHI CUADRADO

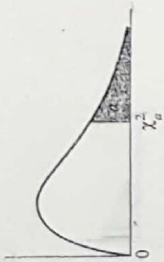


TABLA 5
Valores críticos de
chi-cuadrada.

gl	$X^2_{.995}$	$X^2_{.990}$	$X^2_{.975}$	$X^2_{.950}$	$X^2_{.900}$
1	0.000393	.0001571	.0009821	.0039321	.0157908
2	.0100251	.0201007	.0506356	.102587	.210720
3	.0717212	.114832	.215795	.351846	.584375
4	.206990	.297110	.484419	.710721	1.063623
5	.411740	.554300	.831211	1.145476	1.61031
6	.675727	.872085	1.237347	1.63539	2.20413
7	.989265	1.239043	1.68987	2.16735	2.83311
8	1.344419	1.646482	2.17973	2.73264	3.48954
9	1.734926	2.087912	2.70039	3.32511	4.16816
10	2.15585	2.55821	3.24697	3.94030	4.86518
11	2.60321	3.05347	3.81575	4.57481	5.57779
12	3.07382	3.57056	4.40379	5.22603	6.30380
13	3.56503	4.10691	5.00874	5.89186	7.04150
14	4.07468	4.66043	5.62872	6.57063	7.78953
15	4.60094	5.22935	6.26214	7.26094	8.54675
16	5.14224	5.81221	6.90766	7.96164	9.31223
17	5.69724	6.40776	7.56418	8.67176	10.0852
18	6.26481	7.01491	8.23075	9.39046	10.8649
19	6.84398	7.63273	8.90655	10.1170	11.6509
20	7.43386	8.26040	9.59083	10.8508	12.4426
21	8.03366	8.89720	10.28293	11.5913	13.2396
22	8.64272	9.54249	10.9823	12.3380	14.0415
23	9.26042	10.19567	11.6885	13.0905	14.8479
24	9.88623	10.8564	12.4011	13.8484	15.6587
25	10.5197	11.5240	13.1197	14.6114	16.4734
26	11.1603	12.1981	13.8439	15.3791	17.2919
27	11.8076	12.8786	14.5733	16.1513	18.1138
28	12.4613	13.5648	15.3079	16.9279	18.9392
29	13.1211	14.2565	16.0471	17.7083	19.7677
30	13.7867	14.9535	16.7908	18.4926	20.5992
40	20.7065	22.1643	24.4331	26.5093	29.0505
50	27.9907	29.7067	32.3574	34.7642	37.6886
60	35.5346	37.4848	40.4817	43.1879	46.4589
70	43.2752	45.4418	48.7576	51.7393	55.3290
80	51.1720	53.5400	57.1532	60.3915	64.2778
90	59.1963	61.7541	65.6466	69.1260	73.2912
100	67.3276	70.0648	74.2219	77.9295	82.3581

FUENTE: Tomado de la "Tabla de puntos porcentuales de la distribución χ^2 ", *Biometrika Tables for Statisticians 1*, 3^a ed. (1966). Reproducido con autorización de los fiduciarios de *Biometrika*.

TABLA 5
(continuación).

gl	$X^2_{.100}$	$X^2_{.050}$	$X^2_{.025}$	$X^2_{.010}$	$X^2_{.005}$	$X^2_{.001}$
1	2.70554	3.84146	5.02389	6.63490	7.87944	10.5966
2	4.60517	5.99147	7.37776	9.21034	10.5966	12.8381
3	6.25139	7.81473	9.34840	11.3449	12.8381	14.8602
4	7.77944	9.48773	11.1433	13.2767	14.8602	16.7496
5	9.23635	11.0705	12.8325	15.0863	16.7496	18.5476
6	10.6446	12.5916	14.4494	16.8119	18.5476	20.2777
7	12.0170	14.0671	16.0128	18.4753	20.2777	21.9550
8	13.3616	15.5073	17.5346	20.0902	21.9550	23.5893
9	14.6837	16.9190	19.0228	21.6660	23.5893	25.1882
10	15.9871	18.3070	20.4831	23.2093	25.1882	26.7569
11	17.2750	19.6751	21.9200	24.7250	26.7569	28.2995
12	18.5494	21.0261	23.3367	26.2170	28.2995	29.8194
13	19.8119	22.3621	24.7356	27.6883	29.8194	31.3193
14	21.0642	23.6848	26.1190	29.1413	31.3193	32.8013
15	22.3072	24.9958	27.4884	30.5779	32.8013	34.2672
16	23.5418	26.2962	28.8485	31.9999	34.2672	35.7185
17	24.7690	27.5871	30.1910	33.4087	35.7185	37.1564
18	25.9894	28.8693	31.5264	34.8053	37.1564	38.5822
19	27.2036	30.1435	32.8523	36.1908	38.5822	39.9968
20	28.4120	31.4104	34.1696	37.5662	39.9968	41.4010
21	29.6151	32.6705	35.4789	38.9321	41.4010	42.7956
22	30.8133	33.9244	36.7807	40.2894	42.7956	44.1813
23	32.0069	35.1725	38.0757	41.6384	44.1813	45.5585
24	33.1963	36.4151	39.3641	42.9798	45.5585	46.9278
25	34.3816	37.6525	40.6465	44.3141	46.9278	48.2899
26	35.5631	38.8852	41.9232	45.6417	48.2899	49.6449
27	36.7412	40.1133	43.1944	46.9630	49.6449	50.9933
28	37.9159	41.3372	44.4607	48.2782	50.9933	52.3356
29	39.0875	42.5569	45.7222	49.5879	52.3356	53.6720
30	40.2560	43.7729	46.9792	50.8922	53.6720	55.0033
40	51.8050	55.7585	59.3417	63.6907	66.7659	79.4900
50	63.1671	67.5048	71.4202	76.1539	79.4900	91.9517
60	74.3970	79.0819	83.2976	88.3794	91.9517	104.215
70	85.5271	90.5312	95.0231	100.425	104.215	116.321
80	96.5782	101.879	106.629	112.329	116.321	128.299
90	107.565	113.145	118.136	124.116	128.299	140.169
100	118.498	124.342	129.561	135.807	140.169	

TABLA 8 (Continuación)

Puntos porcentuales de la DISTRIBUCIÓN F

TABLA 6 (continuación).

g ₂	a	1	2	3	4	5	6	7	8	9	g ₁
21	.100	2.96	2.57	2.36	2.23	2.14	2.08	2.02	1.98	1.95	21
	.050	4.32	3.47	3.07	2.84	2.68	2.57	2.49	2.42	2.37	
	.025	5.83	4.42	3.82	3.48	3.25	3.09	2.97	2.87	2.80	
	.010	8.02	5.78	4.87	4.37	4.04	3.81	3.64	3.51	3.40	
	.005	9.83	6.89	5.73	5.09	4.68	4.39	4.18	4.01	3.88	
22	.100	2.95	2.56	2.35	2.22	2.13	2.06	2.01	1.97	1.93	22
	.050	4.30	3.44	3.05	2.82	2.66	2.55	2.46	2.40	2.34	
	.025	5.79	4.38	3.78	3.44	3.22	3.05	2.84	2.84	2.76	
	.010	7.95	5.72	4.82	4.31	3.99	3.76	3.59	3.45	3.35	
	.005	9.73	6.81	5.65	5.02	4.61	4.32	4.11	3.94	3.81	
23	.100	2.94	2.55	2.34	2.21	2.11	2.05	1.99	1.95	1.92	23
	.050	4.28	3.42	3.03	2.80	2.64	2.53	2.44	2.37	2.32	
	.025	5.75	4.35	3.75	3.41	3.18	3.02	2.90	2.81	2.73	
	.010	7.88	5.66	4.76	4.26	3.94	3.71	3.54	3.41	3.30	
	.005	9.63	6.73	5.58	4.95	4.54	4.26	4.05	3.88	3.75	
24	.100	2.93	2.54	2.33	2.19	2.10	2.04	1.98	1.94	1.91	24
	.050	4.26	3.40	3.01	2.78	2.62	2.51	2.42	2.36	2.30	
	.025	5.72	4.32	3.72	3.38	3.15	2.99	2.87	2.78	2.70	
	.010	7.82	5.61	4.72	4.22	3.90	3.67	3.50	3.36	3.26	
	.005	9.55	6.66	5.52	4.89	4.49	4.20	3.99	3.83	3.69	
25	.100	2.92	2.53	2.32	2.18	2.09	2.02	1.97	1.93	1.89	25
	.050	4.24	3.39	2.99	2.76	2.60	2.49	2.40	2.33	2.28	
	.025	5.69	4.29	3.69	3.35	3.13	2.97	2.85	2.75	2.68	
	.010	7.77	5.57	4.68	4.18	3.85	3.63	3.46	3.32	3.22	
	.005	9.48	6.60	5.46	4.84	4.43	4.15	3.94	3.78	3.64	
26	.100	2.91	2.52	2.31	2.17	2.08	2.01	1.96	1.92	1.88	26
	.050	4.23	3.37	2.97	2.74	2.59	2.47	2.38	2.32	2.27	
	.025	5.66	4.27	3.67	3.33	3.10	2.94	2.82	2.72	2.65	
	.010	7.72	5.53	4.64	4.14	3.82	3.59	3.42	3.29	3.18	
	.005	9.41	6.54	5.41	4.79	4.38	4.10	3.89	3.73	3.60	
27	.100	2.90	2.51	2.30	2.17	2.07	2.00	1.95	1.91	1.87	27
	.050	4.21	3.35	2.96	2.73	2.57	2.46	2.37	2.31	2.25	
	.025	5.63	4.24	3.63	3.30	3.08	2.92	2.80	2.71	2.63	
	.010	7.68	5.49	4.60	4.11	3.78	3.56	3.39	3.26	3.15	
	.005	9.34	6.49	5.36	4.74	4.34	4.06	3.85	3.69	3.56	
28	.100	2.89	2.50	2.29	2.16	2.06	2.00	1.94	1.90	1.87	28
	.050	4.20	3.34	2.95	2.71	2.56	2.45	2.36	2.29	2.24	
	.025	5.61	4.22	3.63	3.29	3.06	2.90	2.78	2.69	2.61	
	.010	7.64	5.45	4.57	4.07	3.75	3.53	3.36	3.23	3.12	
	.005	9.28	6.44	5.32	4.70	4.30	4.02	3.81	3.65	3.52	
29	.100	2.89	2.50	2.28	2.15	2.06	2.00	1.93	1.89	1.86	29
	.050	4.18	3.33	2.94	2.70	2.55	2.43	2.35	2.28	2.22	
	.025	5.59	4.20	3.62	3.27	3.04	2.88	2.76	2.67	2.59	
	.010	7.60	5.42	4.54	4.04	3.73	3.50	3.33	3.20	3.09	
	.005	9.23	6.40	5.28	4.66	4.26	3.98	3.77	3.61	3.48	
30	.100	2.88	2.49	2.28	2.14	2.05	1.98	1.93	1.88	1.85	30
	.050	4.17	3.32	2.93	2.69	2.54	2.42	2.34	2.27	2.21	
	.025	5.57	4.18	3.59	3.25	3.03	2.87	2.75	2.65	2.57	
	.010	7.56	5.39	4.51	4.02	3.70	3.47	3.30	3.17	3.07	
	.005	9.18	6.35	5.24	4.62	4.23	3.95	3.74	3.58	3.45	

TABLA 8 (Continuación)

Puntos porcentuales de la DISTRIBUCIÓN F

TABLA 6 (continuación).

$g/2$	a	1	2	3	4	5	6	7	8	9
40	.100	2.84	2.44	2.23	2.09	2.00	1.93	1.87	1.83	1.79
	.050	4.08	3.23	2.84	2.61	2.45	2.34	2.25	2.18	2.12
	.025	5.42	4.05	3.46	3.13	2.90	2.74	2.62	2.53	2.45
	.010	7.31	5.18	4.31	3.83	3.51	3.29	3.12	2.99	2.89
	.005	8.83	6.07	4.98	4.37	3.99	3.71	3.51	3.35	3.22
60	.100	2.79	2.39	2.18	2.04	1.95	1.87	1.82	1.77	1.74
	.050	4.00	3.15	2.76	2.53	2.37	2.25	2.17	2.10	2.04
	.025	5.29	3.93	3.34	3.01	2.79	2.63	2.51	2.41	2.33
	.010	7.08	4.98	4.13	3.65	3.34	3.12	2.95	2.82	2.72
	.005	8.49	5.79	4.73	4.14	3.76	3.49	3.29	3.13	3.01
120	.100	2.75	2.35	2.13	1.99	1.90	1.82	1.77	1.72	1.68
	.050	3.97	3.07	2.68	2.45	2.29	2.17	2.09	2.02	1.96
	.025	5.15	3.80	3.23	2.89	2.67	2.52	2.39	2.30	2.22
	.010	6.85	4.79	3.95	3.48	3.17	2.96	2.79	2.66	2.56
	.005	8.18	5.54	4.50	3.92	3.55	3.28	3.09	2.93	2.81
∞	.100	2.71	2.30	2.08	1.94	1.85	1.77	1.72	1.67	1.63
	.050	3.84	3.00	2.60	2.37	2.21	2.10	2.01	1.94	1.88
	.025	5.02	3.69	3.12	2.79	2.57	2.41	2.29	2.19	2.11
	.010	6.63	4.61	3.78	3.32	3.02	2.80	2.64	2.51	2.41
	.005	7.88	5.30	4.28	3.72	3.35	3.09	2.90	2.74	2.62

$g/2$	a	∞	120	60	40	30	24	20	15	12	10
40	.100	1.38	1.42	1.47	1.51	1.54	1.57	1.61	1.66	1.71	1.76
	.050	1.51	1.58	1.64	1.69	1.74	1.79	1.84	1.92	2.00	2.08
	.025	1.64	1.72	1.80	1.88	1.94	2.01	2.07	2.18	2.29	2.39
	.010	1.80	1.92	2.02	2.11	2.20	2.29	2.37	2.52	2.66	2.80
	.005	1.93	2.06	2.18	2.30	2.40	2.50	2.60	2.78	2.95	3.12
60	.100	1.29	1.35	1.40	1.44	1.48	1.51	1.54	1.60	1.66	1.71
	.050	1.39	1.47	1.53	1.59	1.65	1.70	1.75	1.84	1.92	1.99
	.025	1.48	1.58	1.67	1.74	1.82	1.88	1.94	2.06	2.17	2.27
	.010	1.60	1.73	1.84	1.94	2.03	2.12	2.20	2.35	2.50	2.63
	.005	1.69	1.83	1.96	2.08	2.19	2.29	2.39	2.57	2.74	2.90
120	.100	1.19	1.26	1.32	1.37	1.41	1.45	1.48	1.55	1.60	1.65
	.050	1.25	1.35	1.43	1.50	1.55	1.61	1.66	1.75	1.83	1.91
	.025	1.31	1.43	1.53	1.61	1.69	1.76	1.82	1.94	2.05	2.16
	.010	1.38	1.53	1.66	1.76	1.86	1.95	2.03	2.19	2.34	2.47
	.005	1.43	1.61	1.75	1.87	1.98	2.09	2.19	2.37	2.54	2.71
∞	.100	1.00	1.17	1.24	1.30	1.34	1.38	1.42	1.49	1.55	1.60
	.050	1.00	1.22	1.32	1.39	1.46	1.52	1.57	1.67	1.75	1.83
	.025	1.00	1.27	1.39	1.48	1.57	1.64	1.69	1.83	1.94	2.05
	.010	1.00	1.32	1.47	1.59	1.70	1.79	1.88	2.04	2.18	2.32
	.005	1.00	1.36	1.53	1.67	1.79	1.90	2.00	2.19	2.36	2.52

Tabla A.6 (Continuación) Valores críticos de la distribución F

$f_{\alpha,01}(v_1, v_2)$

v_2	v_1									
	10	12	15	20	24	30	40	60	120	∞
1	6056	6106	6157	6209	6235	6261	6287	6313	6339	6364
2	99.40	99.42	99.43	99.45	99.46	99.47	99.47	99.48	99.48	99.50
3	27.23	27.05	26.87	26.69	26.60	26.50	26.41	26.32	26.22	26.13
4	14.55	14.37	14.20	14.02	13.93	13.84	13.75	13.65	13.56	13.46
5	10.05	9.89	9.72	9.55	9.47	9.38	9.29	9.20	9.11	9.02
6	7.87	7.72	7.56	7.40	7.31	7.23	7.14	7.06	6.97	6.88
7	6.62	6.47	6.31	6.16	6.07	5.99	5.91	5.82	5.74	5.65
8	5.81	5.67	5.52	5.36	5.28	5.20	5.12	5.03	4.95	4.86
9	5.26	5.11	4.96	4.81	4.73	4.65	4.57	4.48	4.40	4.31
10	4.85	4.71	4.56	4.41	4.33	4.25	4.17	4.08	4.00	3.91
11	4.54	4.40	4.25	4.10	4.02	3.94	3.86	3.78	3.69	3.60
12	4.30	4.16	4.01	3.86	3.78	3.70	3.62	3.54	3.45	3.36
13	4.10	3.96	3.82	3.66	3.59	3.51	3.43	3.34	3.25	3.17
14	3.94	3.80	3.66	3.51	3.43	3.35	3.27	3.18	3.09	3.00
15	3.80	3.67	3.52	3.37	3.29	3.21	3.13	3.05	2.96	2.87
16	3.69	3.55	3.41	3.26	3.18	3.10	3.02	2.93	2.84	2.75
17	3.59	3.46	3.31	3.16	3.08	3.00	2.92	2.83	2.75	2.65
18	3.51	3.37	3.23	3.08	3.00	2.92	2.84	2.75	2.66	2.57
19	3.43	3.30	3.15	3.00	2.92	2.84	2.76	2.67	2.58	2.49
20	3.37	3.23	3.09	2.94	2.86	2.78	2.69	2.61	2.52	2.42
21	3.31	3.17	3.03	2.88	2.80	2.72	2.64	2.55	2.46	2.36
22	3.26	3.12	2.98	2.83	2.75	2.67	2.58	2.50	2.40	2.31
23	3.21	3.07	2.93	2.78	2.70	2.62	2.54	2.45	2.35	2.26
24	3.17	3.03	2.89	2.74	2.66	2.58	2.49	2.40	2.31	2.21
25	3.13	2.99	2.85	2.70	2.62	2.54	2.45	2.36	2.27	2.17
26	3.09	2.96	2.81	2.66	2.58	2.50	2.42	2.33	2.23	2.13
27	3.06	2.93	2.78	2.63	2.55	2.47	2.38	2.29	2.20	2.10
28	3.03	2.90	2.75	2.60	2.52	2.44	2.35	2.26	2.17	2.06
29	3.00	2.87	2.73	2.57	2.49	2.41	2.32	2.23	2.14	2.03
30	2.98	2.84	2.70	2.55	2.47	2.39	2.30	2.21	2.11	2.01
40	2.80	2.66	2.52	2.37	2.29	2.20	2.11	2.02	1.92	1.80
60	2.63	2.50	2.35	2.20	2.12	2.03	1.94	1.84	1.75	1.60
120	2.47	2.34	2.19	2.03	1.95	1.86	1.76	1.66	1.56	1.38
∞	2.32	2.18	2.04	1.88	1.79	1.70	1.59	1.47	1.35	1.15

Tabla A.6 (Continuación) Valores críticos de la distribución F

$f_{\alpha,01}(v_1, v_2)$

v_2	v_1								
	1	2	3	4	5	6	7	8	9
1	4052	4999.5	5403	5625	5764	5859	5928	5981	6022
2	98.50	99.00	99.17	99.25	99.30	99.33	99.36	99.37	99.39
3	34.12	30.82	29.46	28.71	28.24	27.91	27.67	27.49	27.35
4	21.20	18.00	16.69	15.98	15.52	15.21	14.98	14.80	14.66
5	16.26	13.27	12.06	11.39	10.97	10.67	10.46	10.29	10.16
6	13.75	10.92	9.78	9.15	8.75	8.47	8.26	8.10	7.98
7	12.23	9.55	8.45	7.85	7.46	7.19	6.99	6.84	6.72
8	11.28	8.65	7.59	7.01	6.63	6.37	6.18	6.03	5.91
9	10.56	8.02	6.99	6.42	6.06	5.80	5.61	5.47	5.35
10	10.04	7.56	6.55	5.99	5.64	5.39	5.20	5.06	4.94
11	9.65	7.21	6.22	5.67	5.32	5.07	4.89	4.74	4.63
12	9.33	6.93	5.95	5.41	5.06	4.82	4.64	4.50	4.39
13	9.07	6.70	5.74	5.21	4.86	4.62	4.44	4.30	4.19
14	8.86	6.51	5.56	5.04	4.69	4.46	4.28	4.14	4.03
15	8.68	6.36	5.42	4.89	4.56	4.32	4.14	4.00	3.89
16	8.53	6.23	5.29	4.77	4.44	4.20	4.03	3.89	3.78
17	8.40	6.11	5.18	4.67	4.34	4.10	3.93	3.79	3.68
18	8.29	6.01	5.09	4.58	4.25	4.01	3.84	3.71	3.60
19	8.18	5.93	5.01	4.50	4.17	3.94	3.77	3.63	3.52
20	8.10	5.85	4.94	4.43	4.10	3.87	3.70	3.56	3.46
21	8.02	5.78	4.87	4.37	4.04	3.81	3.64	3.51	3.40
22	7.95	5.72	4.82	4.31	3.99	3.76	3.59	3.45	3.35
23	7.88	5.66	4.76	4.26	3.94	3.71	3.54	3.41	3.30
24	7.82	5.61	4.72	4.22	3.90	3.67	3.50	3.36	3.26
25	7.77	5.57	4.68	4.18	3.85	3.63	3.46	3.32	3.22
26	7.72	5.53	4.64	4.14	3.82	3.59	3.42	3.29	3.18
27	7.68	5.49	4.60	4.11	3.78	3.56	3.39	3.26	3.15
28	7.64	5.45	4.57	4.07	3.75	3.53	3.36	3.23	3.12
29	7.60	5.42	4.54	4.04	3.73	3.50	3.33	3.20	3.09
30	7.56	5.39	4.51	4.02	3.70	3.47	3.30	3.17	3.07
40	7.31	5.18	4.31	3.83	3.51	3.29	3.12	2.99	2.89
60	7.08	4.98	4.13	3.65	3.34	3.12	2.95	2.82	2.72
120	6.85	4.79	3.95	3.48	3.17	2.96	2.79	2.66	2.56
∞	6.63	4.61	3.78	3.32	3.02	2.80	2.64	2.51	2.41

TABLA 9(Continuación)
Valores críticos de la DISTRIBUCIÓN F

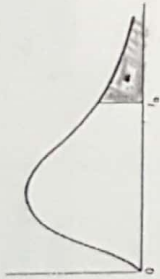


Tabla A.6 Valores críticos de la distribución F_0

ν_2	ν_1								
	1	2	3	4	5	6	7	8	9
1	161.4	199.5	215.7	224.6	230.2	234.0	236.8	238.9	240.5
2	18.51	19.00	19.16	19.25	19.30	19.33	19.35	19.37	19.38
3	10.13	9.55	9.28	9.12	9.01	8.94	8.89	8.85	8.81
4	7.71	6.94	6.59	6.39	6.26	6.16	6.09	6.04	6.00
5	6.61	5.79	5.41	5.19	5.05	4.95	4.88	4.82	4.77
6	5.99	5.14	4.76	4.53	4.39	4.28	4.21	4.15	4.10
7	5.59	4.74	4.35	4.12	3.97	3.87	3.79	3.73	3.68
8	5.32	4.46	4.07	3.84	3.69	3.58	3.50	3.44	3.39
9	5.12	4.26	3.86	3.63	3.48	3.37	3.29	3.23	3.18
10	4.96	4.10	3.71	3.48	3.33	3.22	3.14	3.07	3.02
11	4.84	3.98	3.59	3.36	3.20	3.09	3.01	2.95	2.90
12	4.75	3.89	3.49	3.26	3.11	3.00	2.91	2.85	2.80
13	4.67	3.81	3.41	3.18	3.03	2.92	2.83	2.77	2.71
14	4.60	3.74	3.34	3.11	2.96	2.85	2.76	2.70	2.65
15	4.54	3.68	3.29	3.06	2.90	2.79	2.71	2.64	2.59
16	4.49	3.63	3.24	3.01	2.85	2.74	2.66	2.59	2.54
17	4.45	3.59	3.20	2.96	2.81	2.70	2.61	2.55	2.49
18	4.41	3.55	3.16	2.93	2.77	2.66	2.58	2.51	2.46
19	4.38	3.52	3.13	2.90	2.74	2.63	2.54	2.48	2.42
20	4.35	3.49	3.10	2.87	2.71	2.60	2.51	2.45	2.39
21	4.32	3.47	3.07	2.84	2.68	2.57	2.49	2.42	2.37
22	4.30	3.44	3.05	2.82	2.66	2.55	2.46	2.40	2.34
23	4.28	3.42	3.03	2.80	2.64	2.53	2.44	2.37	2.32
24	4.26	3.40	3.01	2.78	2.62	2.51	2.42	2.36	2.30
25	4.24	3.39	2.99	2.76	2.60	2.49	2.40	2.34	2.28
26	4.23	3.37	2.98	2.74	2.59	2.47	2.39	2.32	2.27
27	4.21	3.35	2.96	2.73	2.57	2.46	2.37	2.31	2.25
28	4.20	3.34	2.95	2.71	2.56	2.45	2.36	2.29	2.24
29	4.18	3.33	2.93	2.70	2.55	2.43	2.35	2.28	2.22
30	4.17	3.32	2.92	2.69	2.53	2.42	2.33	2.27	2.21
40	4.08	3.23	2.84	2.61	2.45	2.34	2.25	2.18	2.12
60	4.00	3.15	2.76	2.53	2.37	2.25	2.17	2.09	2.04
120	3.92	3.07	2.68	2.45	2.29	2.17	2.09	2.02	1.96
∞	3.84	3.00	2.60	2.37	2.21	2.10	2.01	1.94	1.88

• Reproducida de la tabla 18 de *Biometrika Tables for Statisticians*, Vol. I, con permiso de E. S. Pearson y de los fiduciarios de Biometrika.

Tabla A.6 (Continuación) Valores críticos de la distribución F

ν_2	ν_1										
	10	12	15	20	24	30	40	60	120	∞	
1	241.9	243.9	245.9	248.0	249.1	250.1	251.1	252.2	253.3	254.3	
2	19.40	19.41	19.43	19.45	19.45	19.46	19.47	19.48	19.49	19.50	
3	8.79	8.74	8.70	8.66	8.64	8.62	8.59	8.57	8.55	8.53	
4	5.96	5.91	5.86	5.80	5.77	5.75	5.72	5.69	5.66	5.63	
5	4.74	4.68	4.62	4.56	4.53	4.50	4.46	4.43	4.40	4.36	
6	4.06	4.00	3.94	3.87	3.84	3.81	3.77	3.74	3.70	3.67	
7	3.64	3.57	3.51	3.44	3.41	3.38	3.34	3.30	3.27	3.23	
8	3.35	3.28	3.22	3.15	3.12	3.08	3.04	3.01	2.97	2.93	
9	3.14	3.07	3.01	2.94	2.90	2.86	2.83	2.79	2.75	2.71	
10	2.98	2.91	2.85	2.77	2.74	2.70	2.66	2.62	2.58	2.54	
11	2.85	2.79	2.72	2.65	2.61	2.57	2.53	2.49	2.45	2.40	
12	2.75	2.69	2.62	2.54	2.51	2.47	2.43	2.38	2.34	2.30	
13	2.67	2.60	2.53	2.46	2.42	2.38	2.34	2.30	2.25	2.21	
14	2.60	2.53	2.46	2.39	2.35	2.31	2.27	2.22	2.18	2.13	
15	2.54	2.48	2.40	2.33	2.29	2.25	2.20	2.16	2.11	2.07	
16	2.49	2.42	2.35	2.28	2.24	2.19	2.15	2.10	2.06	2.01	
17	2.45	2.38	2.31	2.23	2.19	2.15	2.10	2.06	2.02	1.97	
18	2.41	2.34	2.27	2.19	2.15	2.11	2.06	2.02	1.97	1.92	
19	2.38	2.31	2.23	2.16	2.11	2.07	2.03	1.98	1.93	1.88	
20	2.35	2.28	2.20	2.12	2.08	2.04	1.99	1.95	1.90	1.84	
21	2.32	2.25	2.18	2.10	2.05	2.01	1.96	1.92	1.87	1.81	
22	2.30	2.23	2.15	2.07	2.03	1.98	1.94	1.89	1.84	1.78	
23	2.27	2.20	2.13	2.05	2.01	1.96	1.91	1.86	1.81	1.75	
24	2.25	2.18	2.11	2.03	1.98	1.94	1.89	1.84	1.79	1.73	
25	2.24	2.16	2.09	2.01	1.96	1.92	1.87	1.82	1.77	1.71	
26	2.22	2.15	2.07	1.99	1.95	1.90	1.85	1.80	1.75	1.69	
27	2.20	2.13	2.06	1.97	1.93	1.88	1.84	1.79	1.73	1.67	
28	2.19	2.12	2.04	1.96	1.91	1.87	1.82	1.77	1.71	1.65	
29	2.18	2.10	2.03	1.94	1.90	1.85	1.81	1.75	1.70	1.64	
30	2.16	2.09	2.01	1.93	1.89	1.84	1.79	1.74	1.68	1.62	
40	2.08	2.00	1.92	1.84	1.79	1.74	1.69	1.64	1.58	1.51	
60	1.99	1.92	1.84	1.75	1.70	1.65	1.59	1.53	1.47	1.39	
120	1.91	1.83	1.75	1.66	1.61	1.55	1.50	1.43	1.35	1.25	
∞	1.83	1.75	1.67	1.57	1.52	1.46	1.39	1.32	1.22	1.00	

TABLA 9

Valores críticos de la DISTRIBUCIÓN F